



DR. SAMUEL HAHNEMANN
GERMANY

SPINE DISORDERS

Vision of Impossible to Possible

**Treatment of
Incurable Diseases
Like Cancer, Kidney
Failure, Coma, Surgical,
Autoimmune, Life Style
& Life Threatening
Diseases**



PROF. DR. ARPIT CHOPRA JAIN

**M.D Homoeopathy
Critical and Surgical Disease Specialist (India)**

**INVENTOR OF
AAROGYA SUPER SPECIALITY MODERN HOMEOPATHY**

COMPLETE, EASY SAFE, FAST & COST-EFFECTIVE CURE



Dr. Arpit Chopra Jain M.D Homeopath

Critical and Surgical Disease Specialist

Dr. Arpit Chopra Jain: Transforming Global Healthcare with Aarogya super Speciality Modern Homeopathy.

Dr. Arpit Chopra Jain, a pioneer in advanced homeopathic medicine, is set to present groundbreaking clinical data comprising over 3,000 successfully treated cases of critical and surgical diseases — all cured without the need for surgery. This revolutionary treatment approach, developed and practiced exclusively by Dr. Jain, utilizes high-potency homeopathic medicines formulated by him, offering fast, safe, and side-effect-free results.

With over 21 years of experience, Dr. Jain has dedicated his life to providing an alternative yet powerful medical solution that not only preserves the body's original organs but also ensures deep, lasting cures. **His work has gained national and international recognition. He has been honored by India's Vice President, Defense Minister Shri Rajnath Singh, Health Minister Shri J. P. Nadda, and several other dignitaries.** In acknowledgment of his contributions, he has also received a prestigious honorary doctorate from the USA.

Dr. Arpit Chopra Jain proudly represents India on the international stage as the **Homeopathic Representative for BRICS (Russia)** and continues to raise the global profile of homeopathy through his one-of-a-kind center based in Indore, Madhya Pradesh, India. From this single center, he has reached and treated patients from over 19 countries, offering remote consultations and delivering life-changing results globally.

Recently, **Dr. Jain was invited as the Guest of Honor at the highly esteemed United Nations Global Excellence Awards held at the UN Headquarters in New York, hosted by the United Nations Global Peace Council.** This momentous occasion was a testimony to his relentless commitment and global vision for homeopathy.

His work is supported by real, verifiable patient testimonials, including pre- and post-treatment reports, available on his official website and YouTube channel. These authentic stories reflect the effectiveness and rapid healing power of his treatment.

This book is a humble attempt to introduce Dr. Jain's extraordinary journey and his mission — to make the world healthier without surgery, promoting natural healing through scientifically advanced homeopathic medicine. His goal is to create a safer, more cost-effective, and organ-preserving healthcare alternative for patients across the globe.





The identity of any person is his real wealth.

INTRODUCTION

Inventor of Aarogya Super Speciality Modern Homoeopathy, revolutionized treatment for complex diseases

Professor Dr. Arpit Chopra Jain

Professor Dr. **Arpit Chopra Jain**, with over 20 years of medical experience and research, has revolutionized classical homeopathy by developing a future-oriented, super-speciality modern homoeopathy treatment system. His innovative approach has given new physical, mental, and social life to thousands of patients who were once considered incurable, including those suffering from nearly 300 different diseases such as cancer, kidney failure, coma, aplastic anemia, and other serious conditions requiring surgical intervention. In doing so, he has also fulfilled the World Health Organizations (WHO) belief that true health encompasses physical, mental, and social well-being.

Originally from Chhattisgarh, Dr. Arpit Chopra Jain received his primary education in his home state before moving to Indore to pursue a Bachelors degree in Homeopathy. After completing his BHMS, he earned an MD in Homeopathy from DKMM Homoeopathic Medical College in Aurangabad, Maharashtra. During his studies and career, he worked alongside many renowned allopathic doctors in Indore and other locations, acquire practical experience and contributing to medical advancements.

Currently, Dr. Arpit Chopra Jain is providing medical services through the Aarogya Super Speciality Modern Homoeopathy Clinic, located at Janjirwala Square in Indore, where he leads a team of experienced professionals. In addition to his clinical work, Dr. Arpit Chopra Jain plays a pivotal role in shaping homeopathic education as an educator at RN Kapoor Homoeopathic Medical College. His research focuses on complex blood-related diseases, including aplastic anemia and sickle cell anemia.. Driven by a commitment to innovation, Dr. Jain has been nationally and internationally recognized for his groundbreaking contributions to the treatment of complex and incurable diseases. His exceptional service during the COVID-19 pandemic further highlights his dedication to advancing modern homeopathic medicine.

Many of Dr. Arpit Chopra Jain's patients regard him as a godsend, praising his unwavering commitment to serving humanity. Beyond his medical practice, Dr. Arpit Chopra Jain, who hails from a family of 19 physicians, is making significant contributions to society and the Nation.

He firmly believes that Aarogya Super Speciality Modern Homoeopathy - instant, effective, affordable, and without side effects is the future of homoeopathy. While homoeopathy may have originated in Germany, Dr. Arpit Chopra Jain is confident that India's revolutionary modern homoeopathic medical system will one day be recognized globally, inscribing India's name in golden letters on the world health chart. He and his team are making every possible effort to achieve this vision and will continue to do so.



Golden India's Revolutionary Discovery: Pioneering the Future of Healthcare with Advanced Homoeopathy

Homoeopathy, a system of alternative medicine established over 200 years ago by German physician Dr. Samuel Hahnemann, has experienced widespread adoption across various countries, including India. However, over time, it faced criticism and was even banned in certain regions due to persistent myths and misconceptions, such as its alleged placebo effect. Critics claimed that homoeopathic remedies were ineffective, slow to act, and not backed by scientific evidence, leading to widespread skepticism among both the public and the scientific community.

One significant issue was that classical homoeopathy relied heavily on treating patients based on symptoms alone, without extensive clinical documentation or diagnostic reports. This absence of empirical evidence made it challenging to validate its effectiveness through conventional medical research methods.

In response to these challenges, Dr. Hahnemann later developed a more potent form of homoeopathic medicine, known as the 50 millesimal potency, or 5 million power. However, by the time this advancement was introduced, classical homoeopathy had already established deep roots, and the lack of continued research, documentation, and clinical validation led to its gradual decline in some regions.

Recognizing the need to address these limitations, Professor Dr. Arpit Chopra Jain, with over 20 years of clinical and hospital experience, pioneered a groundbreaking approach known as Super Speciality Modern homoeopathy Utilizing the powerful 50 lakh potency homoeopathic medicines, along with mother tinctures, biochemic treatments, and dilutions, Dr. Jain's revolutionized the practice by effectively treating severe autoimmune conditions, including cancer, kidney failure, aplastic anemia, sickle cell anemia, rheumatoid arthritis, ankylosing spondylitis, and many other life-threatening illnesses. This innovative treatment approach has produced remarkable results, enabling patients suffering from complex and incurable diseases to recover without any side effects or lifelong medication dependency. Dr. Jain's method has proven particularly effective in cases previously deemed untreatable, such as patients in comas, those with brain tumors, or those in the terminal stages of illness.



His success extends beyond India, benefitting patients in countries such as Pakistan, Dubai, Bangladesh, the United States, and the United Kingdom.

A key differentiator of Super Speciality Modern Homoeopathy is its integration of clinical pathology alongside traditional symptom-based diagnosis. Dr. Jain's has meticulously collected pre- and post-treatment test reports from over 3,000 successfully treated patients, along with their written testimonials and interviews, both online and offline. This substantial body of evidence aims to secure recognition for his treatment methodology within the broader medical community, ensuring future generations of homoeopathic practitioners can offer hope to patients who might otherwise remain hopeless.

Dr. Jain's innovative work continues to shape the future of homoeopathy providing a new path forward for both patients and healthcare providers worldwide.



Complete Cure, Permanent, Easy, Safe, Fast, Cost Effective.

Aarogya Super Specialty Modern Homoeopathy -

It is a modern medical science which incorporates the basic nature of homoeopathy and keeps it as its basis and includes many other new features.



Easy Method -

In Aarogya Super Speciality Modern Homoeopathy, a variety of homoeopathic medicines are utilized, including decimal potency, centesimal potency, 50 millesimal potency, mother tinctures, biochemic medicines, The method of administering these medicines is straightforward and can be easily followed in the prescribed dosage under the guidance of a qualified homoeopathic doctor. One of the unique aspects of Aarogya Super Speciality Modern Homoeopathy is that it does not work with the traditional restrictions often associated with homoeopathic treatment, such as avoiding strong-smelling substances during medication. Due to the high quality and potency of the medicines used, these minor misconceptions hold no relevance in this advanced system of treatment. This approach allows for effective treatment without the need for strict dietary restrictions, making it more accessible and easier for patients to adhere to. Aarogya Super Speciality Modern Homoeopathy excels in providing top-tier treatment with minimal medication, even for complex and difficult-to-treat conditions. In this system, various diseases are treated directly and comprehensively, whether through homoeopathic medicines alone or in combination with supportive medicines from other medical systems, depending on the patients condition and the nature of the disease. This holistic approach ensures that patients receive the most effective and personalized care

Harmless Medical Method -

One of the most remarkable aspects of Aarogya Super Speciality Modern Homoeopathy is its safety profile, even when high potencies are used. Unlike conventional treatments where the risk of side effects increases with the dosage of active ingredients, homoeopathic medicines are carefully prepared through a process called potentiation. In this process, the original substance is diluted while simultaneously increasing its potency. This unique method ensures that only a minimal amount of the chemical or raw material remains in the final product. As a result, Aarogya Super Speciality Modern Homoeopathy offers highly effective treatments without the risk of harmful side effects. The approach is practically unmatched in other branches of medical science, where larger doses of active substances can often lead to adverse reactions. In this way, modern homoeopathy provides a safe and natural healing method, making it an ideal option for individuals seeking a harmless yet potent solution to their health issues.

Fast Aggressive Treatment -

One of the most remarkable aspects of Aarogya Super Speciality Modern Homoeopathy is its fast and aggressive healing process, setting it apart from conventional homoeopathy. In this advanced system, medical expertise is combined with cutting-edge technology, including computerized software, to ensure rapid, accurate diagnosis and treatment. Doctors utilize a vast array of over 4,000 potent medicines, with strengths ranging from zero potency to an astonishing 50 lakh potency, making the treatment scientifically robust and effective for a wide range of diseases. The precision of this method allows doctors to quickly gather and analyze detailed information about a patients condition, helping them select the most suitable remedy. This tailored approach ensures that even severe, surgical, or seemingly incurable conditions are addressed efficiently and effectively. What makes this treatment truly revolutionary is its ability to provide fast relief without any side effects, transforming it into a powerful, unique, and highly reliable branch of medical science.

Complete cure of diseases from the root -

Aarogya Super Speciality Modern Homoeopathy aims to heal the patient completely body, mind, and soul ensuring not only recovery from current ailments but also preventing the recurrence of diseases throughout life. This holistic approach to treatment is a crucial aspect of any effective medical science.

This fast and aggressive treatment approach embodies the future of homoeopathy, offering hope to patients facing complex diseases while maintaining the core principles of safety, simplicity, and efficacy.

Cost-Effective Treatment with Aarogya Super Speciality Modern Homoeopathy

Despite its advanced and multifaceted approach, Aarogya Super Speciality Modern Homoeopathy remains highly affordable and accessible, making it a preferred choice for many. Compared to other medical systems, it offers a cost-effective solution while providing complete, safe, and test treatment. This affordability, combined with its ability to deliver immediate results without harmful side effects, has contributed to the growing global popularity of modern homoeopathy. Today, homoeopathy is trusted by millions, with affordable medicines available to those in need. Every fourth person in the world now benefits from homoeopathy in some form, relying on its holistic and comprehensive approach to healthcare.



Dr. Arpit Chopra Jain, M.D. in Homoeopathy and the inventor of Aarogya Super Speciality Modern - Homoeopathy, has been instrumental in making this revolutionary treatment accessible to people from all walks of life. His commitment to providing effective, affordable, and harmless treatment has redefined the landscape of healthcare, offering hope and healing to thousands.



Dr. Arpit Chopra (Jain)
 M.D. HOMOEOPATHY
 Inventor of Aarogya Super Speciality Modern Homoeopathy



Aarogya Super Speciality Modern Homoeopathy



Successful Treatment of Critical Health Conditions

Dr. Jain's innovative treatment method has shown exceptional results in managing and curing serious health conditions, including:

- Cancer
- Kidney Diseases
- Coma
- Blood Disorders such as sickle cell anemia and aplastic anemia
- Arthritis
- Autoimmune Diseases
- Neurological Disorders
- Heart Diseases
- Skin Conditions like psoriasis and dermatitis

Through a deep understanding of the body's internal balance, Aarogya Super Speciality Modern Homoeopathy targets the root causes of these diseases, promoting natural self-healing without the need for invasive procedures or lifelong medications.

Revolutionizing Disease Treatment

Aarogya Super Speciality Modern Homoeopathy, developed by Dr. Arpit Chopra Jain, has introduced a groundbreaking, holistic approach to treating a wide range of complex and chronic diseases. This method offers a comprehensive, harmless, cost-effective, and permanent solution, achieving remarkable success where conventional treatments often fall short.

Efficacy Across a Wide Range of Diseases

With a proven record of success in treating nearly 300 different diseases, Aarogya Super Speciality Modern Homoeopathy offers relief from conditions that affect various aspects of health. Patients suffering from:

- Allergies
- Womens Health Issues
- Urological and Gastric Problems
- Rheumatoid Arthritis
- Pediatric Conditions
- Spinal Cord Disorders

have all experienced life-changing results through this pioneering method.

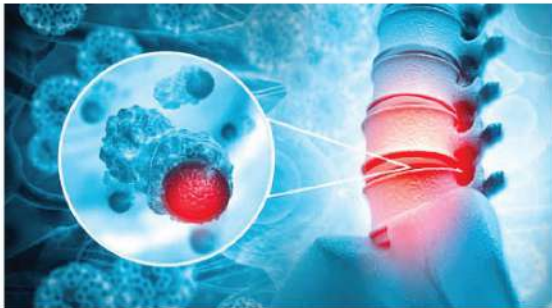


A New Lease on Life

What truly sets this treatment apart is its ability to provide lasting and permanent relief. Patients who were previously dependent on lifelong medication or faced invasive surgeries have regained their health, returning to a normal, medication-free life. Aarogya Super Speciality Modern Homoeopathy continues to transform lives, offering a new, holistic approach for those suffering from complex and chronic diseases.

Spinal Cord Related Diseases Spine Disorders

Spinal cord related diseases are increasing rapidly due to modern lifestyle.



The spine, or spinal cord, is one of the most vital parts of the human body, often referred to as the "backbone" not only in a literal sense but also metaphorically in various aspects of life. The spine supports our entire body, and any disease affecting it can severely impact our ability to function, making life incredibly difficult. Spinal cord-related diseases, which cause immense discomfort and limit physical activity, include conditions like:

- Prolapsed Intervertebral Disc (PIVD)**
- Spinal stenosis**
- Cervical spondylitis**
- Sciatica**
- Avascular necrosis (AVN)**

These conditions often lead to chronic pain, limited mobility, and long-term disability if left untreated. Conventional treatments in allopathy usually include prolonged physiotherapy, anti-inflammatory drugs, bisphosphonates, and, in severe cases, even hip joint replacement surgery. Avascular necrosis (AVN), in particular, has been noted as a side effect in some COVID-19 patients, highlighting the growing need for effective treatments that avoid invasive procedures and long-term dependence on steroids or painkillers.





However, Dr. Arpit Chopra Jain's has pioneered a solution through his Aarogya Super Speciality Modern Homoeopathy, developed over 20 years of research and medical practice. His treatment approach focuses on addressing the root cause of spinal cord-related diseases, offering permanent relief without side effects or the need for restrictive lifestyle adjustments. By targeting the underlying issue within the spinal structure, his homoeopathy-based treatments have successfully cured numerous patients, even in cases where conventional medicine suggested surgery.

Dr. Arpit Chopra Jain's method stands out as an effective, non-invasive alternative to allopathic treatments, providing hope and healing for patients suffering from debilitating spinal conditions like PIVD, sciatica, AVN, and more. His approach eliminates the need for long-term medication, painful surgeries, and recovery complications, allowing patients to regain their mobility and lead healthy, pain-free lives.





Aarogya modern homoeopathy
 PSCITICA, SLIP DISC (PIVD), SPINAL STENOSIS



मॉडर्न होम्योपै

Modern Homeopathy - Complete, Permanent, Easy, Safe, Fast & Cost-Effective



Dr. Arpit Chopra (Jain) AAROGYA SUPERSPECIALITY MODERN HOMEOPATHY
 Complete, Safe, Fast & Cost-Effective Modern Homeopathy Cured
 -Phone : 0731-4977076, Mobile : 97130-92737, 97130-37737, 79999-78894

SPECIALITY MODERN HOMEOPATHY

मॉडर्न होम्योपै

Modern Homeopathy - Complete, Permanent, Easy, Safe, Fast & Cost-Effective



Dr. Arpit Chopra (Jain) AAROGYA SUPERSPECIALITY MODERN HOMEOPATHY
 (MD) HOMEOPATHY
 MEDICAL & SURGICAL DISEASES SPECIALIST
 Director Of Super Speciality Modern Homeopathy
 Complete, Safe, Fast & Cost-Effective Modern Homeopathy Cured
 -Phone : 0731-4977076, Mobile : 97130-92737, 97130-37737, 79999-78894



Aarogya modern homoeopathy
 PSCITICA, SLIP DISC (PIVD), SPINAL STENOSIS,



Success Story BY Patient



SLIP DISC (PIVD) | CERVICAL SPONDYLITIS SUCC...

Dr Arpit Chopra's Super...



How to Cure Slipped Disc | Slipped Disk Treatment | Slip Dis...

Dr Arpit Chopra's Super...



Advance Slip Disc Treatment, Back Pain Cured in 15 Days by ...

Dr Arpit Chopra's Super...



Slip Disc PIVD Cured In Only 3 Days & Saved Surgery By Dr...

Dr Arpit Chopra's Super...



My name is Mohammad Javed,

आरोग्य सुपर स्पेशलिटी मॉडर्न होम्योपैथिक क्लिनिक

कम्प्लिट * परमानेंट * ईजी * सेफ * फास्ट एण्ड कॉस्ट इफेक्टिव

डॉ. अर्पित चोप्रा (MD)
 एम.डी. होम्योपैथी जलिया
 असाध्य एवं अल्प उम्र विकार

* कैंसर * किडनी फेलियर * अस्पताल में गंभीर रूप से * भर्ती गरिजों का उपचार * कोमा * शल्य चिकित्सा योग्य रोग * आँटो इन्चुल रोग * जीवनभर दवाई लेने वाले रोगों की दोक़राम एवं 300 प्रकार के असाध्य जटिल रोगों की चिकित्सा।

102, 104, प्रथम मंजिल, कृष्णा टॉवर, क्योरवेल हॉस्पिटल के सामने, जजीरवाला चौराहा, न्यू पलासिया, इन्डौर (म.प्र.)
 फ़ोन : 0731-4977076, मो. : 97130-92737, 97130-37737, 79999-78894, 99075-27914
 www.homoeopathycure.in, www.aarogyahomoeopathyindore.com Email : arpichopra23@gmail.com

dr arpit chopra's super speciality modern homoeopathic, https://g.page/r/CaRz52neBZQXEBa

Sciatica cured | Sciatica Pain Cured by Dr. ARPIT CHOPRA JAIN MODERN...

38 views · 1 month ago



मॉडर्न होम्योपैथी

Modern Homeopathy - Complete, Permanent, Easy, Safe, Fast & Cost Effective Cure



आरोग्य सुपर स्पेशलिटी मॉडर्न होम्योपैथिक क्लिनिक

डॉ. अर्पित चोपड़ा (जैन)
 (MD) HOMEOPATHY
 Critical & Surgical Disease Specialist
 Inventor of Super Speciality Modern Homeopathy

Complete, Safe, Fast & Cost-effective Permanent Modern Homeopathy Cure with Advanced Lifestyle

Phone : 0731-4977076, Mobile : 97130-92737, 97130-37737, 79999-78894, 99075-27914



Dr. Arpit Chopra (Jain) (MD) HOMEOPATHY
 Complete, Safe, Fast & Cost-effective Permanent Modern Homeopathy Cure with Advanced Lifestyle
 Phone : 0731-4977076, Mobile : 97130-92737, 97130-37737, 79999-78894, 99075-27914

ANKYLOSING SPONDYLITIS SYMPTOMS



Medical Treatment Of Ankylosing Spondylitis



GULBASAR BIHAR

AAROGYA SUPERSPECIALITY MODERN HOMEOPATHIC CLINIC
 Complete, Safe, Fast & Cost-effective Permanent Modern Homeopathy Cure with Advanced Lifestyle
 Phone : 0731-4977076, Mobile : 97130-92737, 97130-37737, 79999-78894, 99075-27914

Ankylosing spondylitis

Also called: Bechterew's disease

- Overview
- Symptoms
- Treatment

An inflammatory arthritis affecting the spine and large joints.

The condition is more common among men and usually begins in early adulthood.

कैंसर, किडनी फेलियर, अस्पताल में गंभीर रूप से भर्ती मरीजों का उपचार, कोमा, शल्य चिकित्सा योग्य रोग, ऑटो इम्यून रोग, जीवनभर दवाई लेने वाले रोगों की रोकथाम एवं 300 प्रकार के असाध्य जटिल रोगों की चिकित्सा।

आरोग्य सुपर स्पेशलिटी मॉडर्न होमियोपैथी
 कम्प्लिट, परमानेंट, इंग्ली, सेफ, फास्ट एण्ड कॉस्ट इफेक्टिव

102, प्रथम मंजिल, कृष्णा टॉवर, क्योरपोल हॉस्पिटल के सामने, जंजीरवाला बीराहा, न्यू फ्लोरिडा, इन्दौर म.प्र.
 99075 27914 संपर्क : 0731-4977076, 79999 78894

Disorder of the thyroid gland

Ankylosing spondylitis

Also called: Bechterew's disease

Overview

Symptoms

Treatments

An inflammatory arthritis affecting the spine and large joints.

The condition is more common among men and usually begins in early adulthood.

What Is Ankylosing Spondylitis (AS)?

- AS is a type of inflammatory arthritis that causes lower back pain, among other symptoms.
- AS pain usually starts before age 45, lasts more than three months, and feels better with movement and worse with rest.
- There needs to be visible damage on an X-ray to your spine or sacroiliac joints to confirm an AS diagnosis.
- AS is treated differently than other forms of back pain, so see a rheumatologist if you think you could have it.



HLA B-27 ANKYLOSING SPONDYLITIS
SURGICAL ADVISED CASE CURED
 क्रिटिकल केस का सफल ईलाज
 गुल बखर-बिहार
सक्सेस 13:33री
 डॉ. अरुण चोपड़ा

Dr. Arpit Chopra Jain
 (MD Homoeopathy
 Critical & Surgical
 Case Specialist)



HIGH CRP (POSITIVE C RE...

Dr Arpit Chopra's Su...
320 views • 2 years ...



ANKYLOSING SPONDYLITIS R...

Dr Arpit Chopra's Su...
978 views • 2 years ...



Ankylosing Spondylitis Hom...

Dr Arpit Chopra's Su...
2.6K views • 1 year ...



Ankelosing spondylitis & A

Dr Arpit Chopra's S
259 views • 2 mor

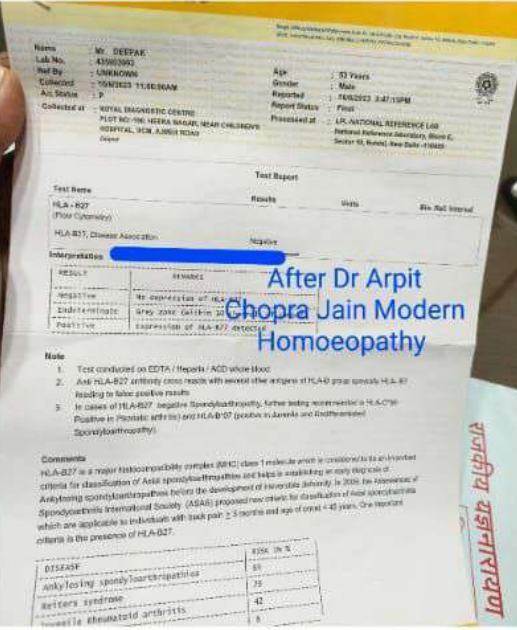
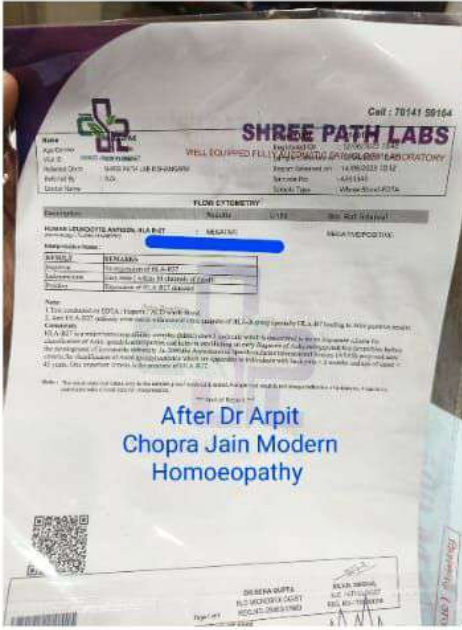

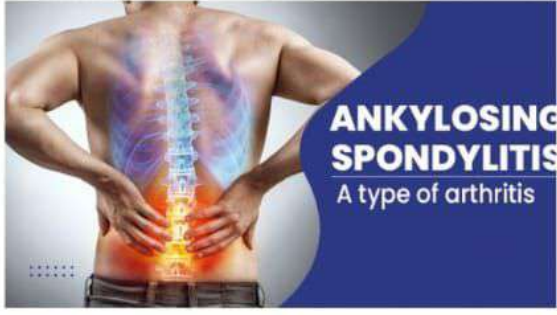
कैंसर, किडनी फेलियर, अस्पताल में गंभीर रूप से भर्ती मरिजों का उपचार, कोमा, शल्य चिकित्सा योग्य रोग, ऑटो इम्यून रोग, जीवनभर दवाई लेने वाले रोगों की रोकथाम एवं 300 प्रकार के असाध्य जटिल रोगों की चिकित्सा।

आरोग्य सुपर स्पेशलिटी मॉडर्न होमियोपेथी
 कम्प्लिट, परमानेन्ट, ईजी, सेफ, फास्ट एण्ड कॉस्ट इफैक्टिव

डॉ. अरुण चोपड़ा (जैन)
 एम. डी. होम्योपैथी
 जटिल, असाध्य एवं
 शल्य रोग विशेषज्ञ

102, प्रथम मंजिल, कृष्णा टॉवर, क्योरवेल हॉस्पिटल के सामने, जंजीरवाला चौराहा, न्यू पलासिया, इन्दौर म.प्र.
 99075 27914 संपर्क : 0731-4977076, 79999 78894
 www.homoeopathycure.in, www.aarogvahomoeopathyindore.com Email : arpitchopra23@gmail.com

What Is Ankylosing spondylitis – Symptoms, Causes Treatment, and Prevention



Ankylosing Spondylitis Homeopathic Treatm...
Dr Arpit Chopra's SuperS...
3.7K views • 2 years ago



Ankelosing spondylitis & Autoimmune Uveiti...
Dr Arpit Chopra's SuperS...
424 views • 7 months ago



Ankylosing Spondylitis Success Story | Dr. Ar...
Dr Arpit Chopra's SuperS...
245 views • 1 year ago



Ankelosing spondylitis HLAB27 Positive res...
Dr Arpit Chopra's SuperS...
551 views • 5 months ago



Ankylosing spondylitis cured fast by Dr Arpit...
Dr Arpit Chopra's SuperS...
936 views • 1 year ago



HLA B 27 positive to negative Success ...
Dr Arpit Chopra's SuperS...
274 views • 5 months ago



Ankylosing spondylitis cured with HLA B 27 ...
Dr Arpit Chopra's SuperS...
2.3K views • 1 year ago



Ankelosing spondylitis HLAB27 Positive to N...
Dr Arpit Chopra's SuperS...
504 views • 4 months ago



Spine Disorders many types Cured By...
Dr Arpit Chopra's SuperS...
259 views • 2 months ago



Ankelosing spondylitis एंकीलोसिंग ...

*** कैंसर * किडनी फेलियर * अस्पत रूप से मर्ती मरिजों का उपचार ***
*** शल्य चिकित्सा योग्य रोग * आंटी * जीवनमर दवाई लेने वाले रोगों क एवं 300 प्रकार के असाध्य जटिल रोगों**

आरोग्य सुपर स्पेशलिटी मॉडर्न होमोपैथी
कम्प्लिट * परमानेंट * ईजी * सेफ * फास

102, प्रथम मंजिल, कृष्णा टॉवर, क्योवेल हास्पिटल के सामने, जंजीरवाला
फोन : 0731-4977076, मो. : 97130-92737, 97130-37737, 79

www.homoeopathycure.in, www.aarogyahomoeopathyindore.co

Ankylosing spondylitis

Also called: Bechterew's disease

- Overview
- Symptoms
- Treatments

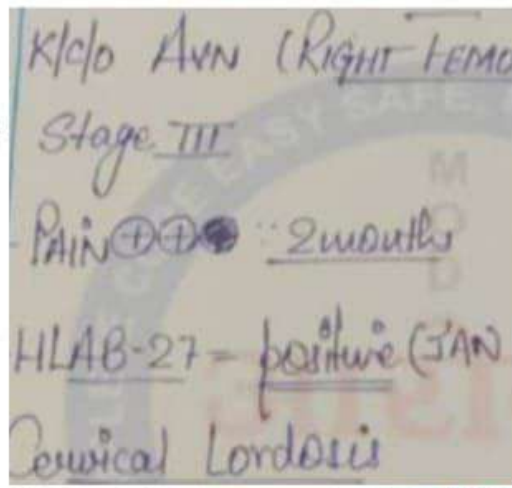
An inflammatory arthritis affecting the spine and large joints.

The condition is more common among men and usually begins in early adulthood.

Common

More than 1 million cases per year (India)

Treatable by a medical professional



What is Ankylosing spondylitis - Symptoms, Causes Treatment, and Prevention

Ankelosing Spondylitis CURED HLAB27 POSITIVE...

Visit >



Reg. No: 2301302868 Reg. Date: 31-Jan-2023 Collected On: 31-Jan-2023
 Name: HSEENABEN BABARZIYA Report Date: 31-Jan-2023
 Age: 29 Years Gender: Female
 Client: SHYAM CLINICAL LABORATORY

Dr. Poojesh B. Kanyasree (M.D., Ph.D.) Consulting Neurologist
 Dr. Sandeep M. Senapati (M.B.B.S., D.C.C.) Consulting Pathologist

Parameter	Result	Unit	Biological Reference Interval
HLA B27, RTPCR	Positive HLAB27 before Treatment		
HLA B27 Genotype	Target detected		

HLA B27, RTPCR

Test: HLA B27 qualitative test by Polymerase Chain Reaction. Methodology: Real-Time Polymerase Chain Reaction/PCR

Interpretation: Target not detected: The specimen is negative for HLA-B27. Target detected: The specimen is positive for HLA-B27.

Clinical Significance:

- HLA-B27 is a major histocompatibility complex class I molecule.
- HLA-B27 is strongly associated with ankylosing spondylitis (AS) as well as with Reiter syndrome, anterior uveitis, psoriatic arthritis, and inflammatory bowel disease.
- Ankylosing spondylitis (AS) is a chronic inflammatory disease that primarily causes pain and inflammation of the joints between the vertebrae of the spine and the sacroiliac joints.
- Rare alleles present in less than 1 percent of most populations will not be detected. Diagnostic errors can occur due to rare sequence variations.
- Disc sequences encoding the HLA loci of interest i.e. Exons 2 and 3 of the HLA-B locus.
- Please note that false-negative report may result in cases where there is possibility of presence of PCR inhibitors (cannot be traced by technologist) and false-positive report may result in cases where there is possibility of background DNA contamination from pre-analytical or in lab environment.
- The results of this test are highly dependent on the sampling technique employed, sample type, cold-chain maintenance and clinical condition.

Medical Laboratory Report

Name of Patient: HSEENABEN BABARZIYA
 Reg. No: 2301302868 Date of Birth: 30/01/93
 Referring to: SHYAM CLINICAL LABORATORY

Dr. Vishu Golea (M.D. Path.) Reg. No. S-42511
 Hasmukh M. Ghoghar (M.D. Path.) Reg. No. S-42512

HLA B27, RTPCR

HLA B27 Genotype: Target not detected

Test: HLA B27 qualitative test by Polymerase Chain Reaction. Methodology: Real-Time Polymerase Chain Reaction/PCR

Interpretation: Target not detected: The specimen is negative for HLA-B27. Target detected: The specimen is positive for HLA-B27.

Clinical Significance:

- HLA-B27 is a major histocompatibility complex class I molecule.
- HLA-B27 is strongly associated with ankylosing spondylitis (AS) as well as with Reiter syndrome, anterior uveitis, psoriatic arthritis, and inflammatory bowel disease.
- Ankylosing spondylitis (AS) is a chronic inflammatory disease that primarily causes pain and inflammation of the joints between the vertebrae of the spine and the sacroiliac joints.
- Rare alleles present in less than 1 percent of most populations will not be detected. Diagnostic errors can occur due to rare sequence variations.
- Disc sequences encoding the HLA loci of interest i.e. Exons 2 and 3 of the HLA-B locus.
- Please note that false-negative report may result in cases where there is possibility of presence of PCR inhibitors (cannot be traced by technologist) and false-positive report may result in cases where there is possibility of background DNA contamination from pre-analytical or in lab environment.
- The results of this test are highly dependent on the sampling technique employed, sample type, cold-chain maintenance and clinical condition.

Negative HLAB27 After Dr Arpit Chopra Modern Homeo

SHYAM CLINICAL

HASMUKH M. GHOGHAR (M.D. Path.) Reg. No. S-42512

Dr. Vishu Golea (M.D. Path.) Reg. No. S-42511

QUALITY IS COSTLY BUT POOR QUALITY COSTS MORE

PWD / Spinal Issues
 Monday
 15
 JANUARY 2018
 9886234631
 9575824849
 3rd Week • 015-350

मेवा नाम बलन लाल बाबरी निवासी
 9
 ग्राम ललिपाना नरसिमा जगरा जिला
 रजलाभ है। मुझे सीढ़ की टड्डरी की
 12:00
 लीवी के कारण कमर की नरसें
 11:00
 डूबे नरस से बंद होना बजाया गया था
 10:00
 14:00
 निरसके कारण में बंद भी नरी प्रनरसिया,
 15:00
 मुझे आरेशन की सलसत ही गया है।
 और आरेशन ही लीज रद के सारा म
 16:00
 बदन ही परेशान था, निरसके कारण में
 13:00
 2 प्ररीको से बाकी नकलीज में था, डॉ. अरवि न
 18:00
 चोपडा सारक ही मॉडन रोसयो देवी रणवयो से
 19:00
 मन 15 दिनों में ही में राव बंध पा ररा
 20:00
 डॉ. काकी आराम है, रफ भी नरी. है।
 21:00
 बदन बहुत धम्मरु डॉ. रणरुष

FEB • • • 1 2 3 4 5 6 7 8 9 10 11
 2018 18 19 20 21 22 23 24 25 26 27 28 29

Dr. Arpit Chopra (Main)
 M.D. Homeopathy (Reg. No. 14367)
 A SUPER SPECIALITY
 Patho-ChiefComputerised





Spinal stenosis

Also called: spinal narrowing

ABOUT SYMPTOMS TREATMENT

A narrowing of the spinal canal.

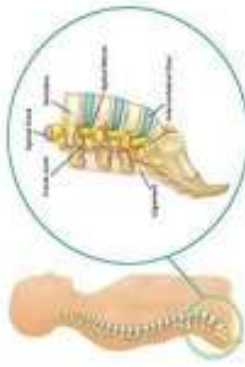
Common
 More than 1 million cases per year (India)

-  Treatable by a medical professional
-  Requires a medical diagnosis
-  Lab tests or imaging often required
-  Chronic: can last for years or be lifelong

Consult a doctor for medical advice



Spinal Stenosis

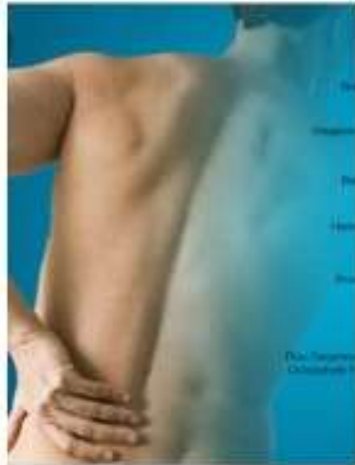
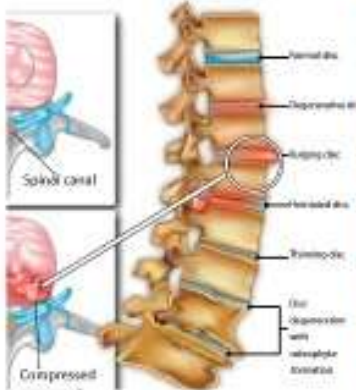


SCIATICA

Sciatic Nerve

Areas of Pain (RED)

Slipped disc



Handwritten notes in Hindi on page 15, discussing spinal stenosis and sciatica. The text is dense and includes medical terminology.

Handwritten notes in Hindi on page 08, titled 'SLIP DISC / PVD'. It discusses the causes and symptoms of a slipped disc.

Handwritten notes in Hindi on page 30, titled 'SLIP DISC / PVD'. It includes a small diagram and further text about the condition.

Handwritten notes in Hindi on a spiral notebook page, discussing spinal issues and pain management.

Handwritten notes in Hindi on a spiral notebook page, titled 'A BACK PAIN / PVD'. It describes the experience of back pain and its treatment.

Handwritten notes in Hindi on page 12, titled 'Spinal Stenosis'. It provides a detailed explanation of the condition and its effects.

Handwritten notes in Hindi on page 10, titled 'Spinal stenosis'. It discusses the symptoms and potential treatments for spinal stenosis.

Handwritten notes in Hindi on page 15, titled 'SLIP DISC / PVD'. It includes a diagram and text about the mechanics of a slipped disc.

Handwritten notes in Hindi on page 09, titled 'SLIP DISC / PVD'. It discusses the diagnosis and management of a slipped disc.

Handwritten notes in Hindi on page 01, titled 'Spinal stenosis'. It provides an overview of the condition and its prevalence.


Handwritten notes in Hindi on page 10, titled 'Spinal stenosis'. It includes a diagram and text about the anatomy of the spine.

Handwritten notes in Hindi on page 24, titled 'SLIP DISC / PVD'. It discusses the long-term effects of a slipped disc.

Handwritten notes in Hindi on page 09, titled 'SLIP DISC / PVD'. It includes a diagram and text about the treatment options for a slipped disc.



Title
Ankelosing Spondylitis
responded by Dr Arpit Chopra
Jain Modern Homoeopathy to
save lifetime drug




SODANI DIAGNOSTIC CLINIC

99, L.I.G. Colony, Veer Sawarkar Nagar, Dhar (M.P.) Ph : 07202 406300, 9617770184
 CT SCAN CENTER : Mahajan Hospital Campus, Magapura Road, Dhar Ph: 9617770204

Patient Name : Ms. KAVITA DAMOR	Sample ID : 5207200004
DOB/Age/Sex : 23 years/Female	Organization : DIRECT
Mobile : 8828480599	Registered : Jul 01, 2022, 12:28 p.m.
Referred By : Dr. Chopra Arpit Jain	Collected On : Jul 01, 2022, 12:28 p.m.
	Approved On : Jul 01, 2022, 10:51 p.m.

MICROBIOLOGY (SPECIAL)


Test Description	Value(s)	Unit	Reference Range
HLAB27 By PCR	DETECTED		
Method: Real Time PCR			



INTERPRETATION:
 1. HLA-B27 PCR is done for the qualitative detection of HLA-B27 allele in Human Blood. The test detects HLA-B27 antigen expressed on cell surfaces. The results from the HLA-B27 qualitative kit must be interpreted within the context of all relevant clinical and laboratory findings. Principle: HLA-B27 is a Major Histocompatibility Complex(MHC) class I molecule. MHC class I molecules are cell-surface glycoproteins that are expressed on most nucleated human cells and platelets. DNA is extracted from samples, amplified using Real Time Amplification and detected using fluorescent reporter dye probes specific for HLA-B27 allele.
 2. Indications: The presence of HLA-B27 antigen is strongly associated with Ankylosing Spondylitis (AS), a chronic inflammatory disease of the axial musculoskeletal system and is found in low other rheumatic disorders (Reiter's syndrome, acute anterior uveitis, and inflammatory bowel disease). HLA-B27 testing is routinely used to screen for AS patients. About 10% of healthy individuals have HLA-B27. Positivity compared to around 8% of healthy individuals.


Before Treatment HLAB27 Positive Report

Reports relate to the sample submitted.
 Note: All pathological tests have technical & biological limitations. Please correlate clinically as well as with other investigative findings. A review should be requested in case of any discrepancy. This report is not valid for medico-legal purposes.
 This is an Electronically Authenticated Report
 END OF REPORT



Printed On: Jul 01, 2022, 10:57 p.m.
 Address: 95 LIG Colony, Dhar, Madhya Pradesh, India


Page 1 of 1



Visit ID	Registration
RC12092	18/Apr/2023 02:43PM
HLA/DR No	RCI:0000000035
Collected	18/Apr/2023 02:43PM
Received	18/Apr/2023 02:43PM
Reported	16/Apr/2023 07:59PM
HLA-B27 ESTIMATION	Final Report
Flow Cytometry	Final Report
Result	Client Code
	78
	Client Name
	STANDARD
	Client Add
	D-109, 1st Floor, Sector 7, No

DEPARTMENT OF FLOW CYTOMETRY

Test Name	Result	Unit	Bio. Ref. Range
HLA-B27 ESTIMATION	36.5	%CD	1-50
HLA-B27 ESTIMATION	NEGATIVE		



Interpretation
 Negative: No expression of HLA-B27
 Indeterminate: Grey zone (within 10 channels of count)
 Positive: Expression of HLA-B27 detected

NOTE :
 1. Test conducted on EDTA / Heparin / ACD whole blood.
 2. Anti HLA-B27 antibody cross reacts with several other antigens of HLA-B group specially HLA-B7 leading to false positive results.


Comments
 HLA-B27 is a major histocompatibility complex (MHC) class I molecule which is considered to be an important criteria for classification of Axial spondyloarthropathies and helps in establishing an early diagnosis of Ankylosing spondyloarthropathies before the development of irreversible deformity. In 2009, the Assessment of Spondyloarthritis International Society (ASAS) proposed new criteria for classification of Axial spondyloarthritis which are applicable to individuals with back pain > 3 months and age of onset < 45 years. One important criteria is the presence of HLA-B27.

DISEASE	RISK IN %
Ankylosing spondyloarthropathies	99
Reiters syndrome	79
Juvenile Rheumatoid arthritis	42
Normal population	

After Dr Arpit Chopra Modern Homeopathy Treatment HLAB27 Negative Report

Please correlate with clinical conditions.
Reference Range
 HLA count on plot 2 and plot 3 less than 50 is considered Negative
 HLAB-27 HLA count on plot 2 and plot 3 more than 50 is considered POSITIVE HLAB-27

Note: This Report is Not for medico-legal purposes.



Page 1 of 2

MESENTERIC LYMPHADENITIS

Inflammation of lymph nodes



The mesentery is a fold of membrane that attaches the intestine to the abdominal wall and holds it in place. Mesenteric lymphadenitis is an inflammation of the lymph nodes in the mesentery. Lymphadenitis is a condition in which your lymph nodes become inflamed. 20-May-2021

SODANI DIAGNOSTIC CLINIC
 (A unit of Sodani Hospitals & Diagnostics Pvt. Ltd.)
 H.O. : L.G.-1, Morya Centre, Opp. Basket Ball Club, 16/1, Race Course Road, Indore (M.P.)
 Phone : 0731 - 4756222, 9617779159

ISO : 9001:2015

Patient Name : **Master. AARAV GUPTA**
 DOB/Age/Sex : 6 years/Male
 Mobile : 9754271260
 Referred By : Dr. -

Sample ID : 4012201449
 Organization : DIRECT
 Registered : Oct 21, 2022, 11:39 a.m.
 Collected On : Oct 21, 2022, 11:29 a.m.
 Approved On : Oct 21, 2022, 11:49 a.m.

SONOGRAPHY

WHOLE ABDOMEN SONOGRAPHY

Hepatic contour is smooth & span (11.4 cm) is normal. Parenchymal echotexture is normal. No focal lesion is seen. Intrahepatic biliary radicles are undilated. Gall bladder is normally distended. Walls are thin. No sludge & calculi seen. No peri GB collection is noted.

Portal vein & CBD - are normal in caliber.
 Pancreas is normal in shape & size. Parenchymal echoes are normal. Duct is undilated. Spleen is normal (7.8 cm). No focal lesion seen.

Both kidneys are normal in position & size. Right kidney is 7.5 x 2.8 cm & left is 7.5 x 3.4 cm in size. Cortical echoes are normal. Pelvicalyceal system is undilated. Both ureters are undilated. No calculi seen at PUJ & UVJ. Urinary bladder shows normal walls & echofree lumen. No intra luminal lesion or calculi seen. Prostate is normal for age.

No significant Ascites. No pleural effusion.
 Slightly thickened hypochoic wall of terminal ileum & caecum base with increased surrounding vascularity.
 Few enlarged mesenteric lymphnodes are seen with maintained fatty hilum, largest measures 14 x 10 mm.

[Impression]:
 - No hepatobiliary lesion seen.
 - Normal renal echoanatomy with undilated collecting system.
 - Ileocecal inflammation with reactive lymphadenopathy.
 Clinical correlation / further evaluation

DR. PRIYANKA PATEL
 MD (Radiodiagnosis), Reg.No. MP 13154

before Treatment

SODANI DIAGNOSTIC CLINIC
 (A unit of Sodani Hospitals & Diagnostics Pvt. Ltd.)
 H.O. : L.G.-1, Morya Centre, Opp. Basket Ball Club, 16/1, Race Course Road, Indore (M.P.)
 Phone : 0731 - 4756222, 9617779159

ISO : 9001:2015

Patient Name : **Master. AARAV GUPTA**
 DOB/Age/Sex : 6 years/Male
 Mobile : 9754271260
 Referred By : Dr. Chopra Arpit Jain (MD, Homeo)

Sample ID : 40122301449
 Organization : DIRECT
 Registered : Feb 04, 2023, 05:05 p.m.
 Collected On : Feb 04, 2023, 05:12 p.m.
 Approved On : Feb 04, 2023, 05:14 p.m.

SONOGRAPHY

WHOLE ABDOMEN SONOGRAPHY

Hepatic contour is smooth & span (9.9 cm) is normal. Parenchymal echotexture is normal. No focal lesion is seen. Intrahepatic biliary radicles are undilated.

Gall bladder is normally distended. Walls are thin. No sludge & calculi seen. No peri GB collection is noted.

Portal vein & CBD - are normal in caliber.
 Pancreas is normal in shape & size. Parenchymal echoes are normal. Duct is undilated. Spleen is normal (7.0 cm). No focal lesion seen.

Both kidneys are normal in position & size. Right kidney is 8.0 x 3.3 cm & left is 8.2 x 3.6 cm in size. Cortical echoes are normal. Pelvicalyceal system is undilated. Both ureters are undilated. No calculi seen at PUJ & UVJ. Urinary bladder shows normal walls & echofree lumen. No intra luminal lesion or calculi seen. Prostate is normal for age.

No significant Ascites. No pleural effusion.
 No significant bowel wall thickening / dilatation or lymphnodes are noted.

[Impression]:
 - No hepatobiliary lesion seen.
 - Normal renal echoanatomy with undilated collecting system.
 Clinical correlation / followup suggested

DR. RAJU PREMCHANDANI
 MBBS, DMRE

After Dr Arpit Chopra Modern Homeopathic Treatment

सक्सेस स्टोरी
Cervical Lymphadenopathy
गर्दन की गाँठ का सफल ईलाज
मॉडर्न होमियोपैथी के द्वारा

Dr. Arpit Chopra Jain
 (MD Homoeopathy)
 Critical & Surgical Case Specialist

ABDOMINAL LYMPHADENOPATHY
LYMPHOMA CANCER
SUSPECTED CASE CURED
क्रिटिकल केस का सफल ईलाज
Mr. Satish Mahsare

Dr. Arpit Chopra Jain
 (MD Homoeopathy)
 Critical & Surgical Case Specialist

सक्सेस स्टोरी
मॉडर्न होमियोपैथी के द्वारा
14:38

* कैंसर * किडनी फेलियर * अस्पताल में गंभीर रूप से * भर्ती मरिजों का उपचार * कोमा * शल्य चिकित्सा योग्य रोग आँटो इन्फ्यून रोग * जीवनभर दवाई लेने वाले रोगों की रोकथाम एवं 300 प्रकार के असाध्य जटिल रोगों की चिकित्सा ।

आरोग्य सुपर स्पेशलिटी मॉडर्न होमियोपैथिक क्लीनिक

डॉ. अर्पित चोपड़ा (जैन)

आरोग्य
 COMPLETE CURE EASY SAFE, FAST & COST EFFECTIVE
 MODERN HOMOEOPATHY



Ankylosing spondylitis
Also called Bechterew's disease

Overview Symptoms Treatments

An inflammatory arthritis affecting the spine and large joints.

The condition is more common among men and usually begins in early adulthood.

Ankelosing spondylitis
Dr Arpit Chopra
259 views • 2 mo

HLA ANKYLOSING B-27 SPONDYLITIS
SURGICAL ADVISED CASE CURED
किटिल केस का सफल इलाज
सक्सेस 13:33

HIGH CRP (POSITIVE C RE...)
Dr Arpit Chopra's Su...
320 views • 2 years

ANKYLOSING SPONDYLITIS R...
Dr Arpit Chopra's Su...
978 views • 2 years

Ankylosing Spondylitis Hom...
Dr Arpit Chopra's Su...
2.6K views • 1 year

केसर, किडनी फेलियर, अस्पताल में गंभीर रूप से भर्ती मरिनों का उपचार, कोमा, शल्य चिकित्सा योग्य रोग, ऑटो इम्यून रोग, जीवनभर दवाई लेने वाले रोगों की रोकथाम एवं 300 प्रकार के असाध्य जटिल रोगों की चिकित्सा।
आरोग्य सुपर स्पेशलिटी मार्डन होमियोपेथी

What is Ankylosing Spondylitis (AS)?

- AS is a type of inflammatory arthritis that causes lower back pain, among other symptoms.
- AS pain usually starts before age 40, lasts more than three months, and feels better with movement and worse with rest.
- There needs to be visible damage on an X-ray to your spine or sacroiliac joints to confirm an AS diagnosis.
- AS is treated differently than other forms of back pain, so see a rheumatologist if you think you could have it.

HLA ANKYLOSING B-27 SPONDYLITIS
SURGICAL ADVISED CASE CURED
किटिल केस का सफल इलाज
सक्सेस 13:33

Dr. Arpit Chopra Jain
MD Homoeopathy
Critical & Surgical
Case Consultant

C/o Ankylosing Spondylitis
HLA B27 +ve, FEI/IGZ
CRP → 26.18 mol/L
Sacroiliitis
Mild subchondral marrow ooz
B/L Hip joints pain (R) Lt
Swelling
Sinusitis w/under eye
Walking difficult d(Rin)

HEALTHY PATHOLOGY & ENDOCRINE LABORATORY

HLA-B27
before treatment

ENDOCRINE

After Dr Arpit Chopra
Modern
Homoeopathy
Treatment

Ankylosing spondylitis
Also called: Bechterew's disease

Overview Symptoms Treatments

An inflammatory arthritis affecting the spine and large joints.

The condition is more common among men and usually begins in early adulthood.

HIGH CRP (POSITIVE C RE...)
Dr Arpit Chopra's Su...
320 views • 2 years

ANKYLOSING SPONDYLITIS R...
Dr Arpit Chopra's Su...
978 views • 2 years

Ankylosing Spondylitis Hom...
Dr Arpit Chopra's Su...
2.6K views • 1 year

Ankelosing spondylitis & A
Dr Arpit Chopra's :
259 views • 2 mor

केसर, किडनी फेलियर, अस्पताल में गंभीर रूप से भर्ती मरिनों का उपचार, कोमा, शल्य चिकित्सा योग्य रोग, ऑटो इम्यून रोग, जीवनभर दवाई लेने वाले रोगों की रोकथाम एवं 300 प्रकार के असाध्य जटिल रोगों की चिकित्सा।
आरोग्य सुपर स्पेशलिटी मार्डन होमियोपेथी



Title

Ankelosing Spondylitis responded by Dr Arpit Chopra Jain Modern Homoeopathy to save lifetime drug



C/O Ankylosing Spondylitis

- HLAB27 +ve 11/9/22
- CRP → 26.18mg/L
- Sacroiliitis
- Mild subchondral marrow oed
- Bil Hip joints Pain ^{int} Rt) Lt
- Sinusitis windbag
- Walking difficulty & (Bin)

HIGH CRP (POSITIVE C RE...)
Dr Arpit Chopra's Su...
320 views • 2 years ...

ANKYLOSING SPONDYLITIS R...
Dr Arpit Chopra's Su...
978 views • 2 years ...

**Ankylosing Sp...
Dr Arpit Chopra's Su...
2.6K views • 1 year ...**



Ankelosing spondylitis & A
Dr Arpit Chopra's
259 views • 2 mo

केसर, किडनी फेलियर, अस्पताल में गंभीर रूप से भर्ती मरीजों का उपचार, कोमा, शल्य चिकित्सा योग्य रोग, ऑटो इम्यून रोग, नीबनपर दवाई लेने वाले रोगों की रोकथाम एवं 300 प्रकार के अज्ञात नटिल रोगों की चिकित्सा।

आरोग्य सुपर स्पेशलिटी मॉडर्न होमियोपैथी
कम्प्लिक्ट, वरमानेन्ट, ईनी, सेक, कास्ट एचड कॉन्स्ट इंफेक्टिव

102, प्रथम पीछा, कृष्ण टॉवर, इन्दौर के सामने, जयसिंहवाड़ा चौक, न्यू जवाहर, इन्दौर म.प्र.
☎ 07673 27914 मोबाई : 0731-4877076, 79989 78894
www.homoeopathycare.in, www.samoohahomoeopathhindore.com, Email : arpitchopra23@hotmail.com

HEALTH PATHOLOGY & ENDOCRINE LABORATORY
DR. HIRAL BHARVESH FALDU M.D. (Pathology)
102, Ashwarya Complex, 3 Prakashnagar Society, Opp. Shell Petrol Pump,
Near Jawahar Chowk, Jawahar Chowk - SANPLUR ROAD, Harinaray, Ahmedabad - 8
Ph. : 99232 44247, 94285 08220, Ph. 079-23464446, 29094446, 25442447
E-mail : healthcare24x7@gmail.com website : www.healthcare24x7.in

Patient Name : Kuldeep Singh Gor Age/Sex : 21 Years/Male
Referred by : C/o. GLOBAL AGNIKARMA CENTRE ;
Ref. No : 4460, Sample No. -4460, Registration Date & Time : 11/03/2022 10:51

HLA - B27
(Method - RT-PCR, TruNAT by Molbio)
Sample : EDTA (Whole Blood)

Test	Result	Biological Reference Interval
HLA-B27*	DETECTED	Not detected

Interpretation The presence of HLA B27 antigen is seen in Ankylosing spondylitis, Reiter's syndrome, psoriatic arthritis and arthropathies associated IBD.
Limitation 1. HLA B27 can co-react with anti-HLA B27 antibody giving false positive test.
2. A positive HLA B27 in a person who does not have symptoms or a family history of HLA B27 associated disease is not clinical significant.
3. It does not help predict likelihood of developing an autoimmune disease if a patient does not have an associated disorder, the presence of HLA-B27 can not be used to tell which disease is present, how quickly it will progress, its severity, prognosis or the degree of organ involvement.

Remarks : NIL

before treatment

Dr. Dhaival Vaghela M.D. (Patho.)
Dr. Rashmika Parikh M.D. (Patho.)
Dr. Hiral Faldu M.D. (Patho.)

ENDOCRINE
LABORATORY & RESEARCH INSTITUTE
(A Division of Endogenetic Life Sciences Pvt. Ltd.)

LABORATORY REPORT Endo No. 1222103554

Name : MR. KULDEEP SINGH Author No.
Sex/Age : Male Lab Code : 401 Reg. Date : 11-Dec-2022 08:31 AM
Ref. By : Sample Date : 11-Dec-2022 08:31 AM
Client Name : SONI PATHOLOGY LABORATORY-BANSWARA (401) Approved On : 12-Dec-2022 06:21 PM

HLA-B27 ESTIMATION (Dx FLEX (BECKMAN COULTER) - FLOW CYTOMETRY)

TEST	RESULT	UNIT	BIOLOGICAL REF RANGE
HLA-B27	Negative		Negative - No expression of HLA-B27 Indeterminate - Gray zone (within 10 channels of count) Positive - Expression of HLA-B27 detected

After Dr Arpit Chopra Modern Homoeopathy Treatment

COMMENTS : HLA-B27 Bears a strong association with Ankylosing spondylitis. Most of the patients with ankylosing spondylitis HLA-B27 antigen shares homology with Klebsiella protein which may imply a bacterial pathogenesis to ankylosing spondylitis. HLA-B27 positive patients have greater chances of developing ankylosing spondylitis.
HLA-B27 is a major histocompatibility complex (MHC) class I molecule which is considered to be an important criteria for classification of Axial spondyloarthritis and helps in establishing an early diagnosis of Ankylosing spondyloarthritis before the development of metabolic deficiency. In 2005, the Assessment of Spondyloarthritis International Society (ASAS) proposed new criteria for classification of Axial spondyloarthritis which are applicable to individuals with back pain > 3 months and age of onset < 45 years. One important criteria is the presence of HLA-B27.

क्या आप सर्वाइकल स्पोण्डिलाइटिस से परेशान हैं **सर्वाइकल स्पोण्डिलाइटिस को कैसे खत्म करे**

CURE FOR CERVICAL SPONDYLOSIS

23:43
Dr. Arpit Chopra Jain

Patient - Neeta Jethwa

Cervical Spondylitis

MONDAY
FEB 21
15

नीता जैठवा, 28, गानकापुरी 15/2/2020

मुझे सर्वाइकल डी सडोजी की और
एड तकलीफ 2010 में 10 वर्ष की सेती में
आयुर्वेदीक अथ इलाज करवाया है और MRI
की करवाया था जो कि लार्डोसिस का रही थी
तब तक जही रोग था बादमें आपन से चली थी
और 50000 से 1,00,000 तक रूपा का इलाज करवा
है। और मुझे MRI और अरे पास में चंया डांगी
बाहरी का इलाज चला रहा था कुछकी भी बतया
और मैं 1 बरिन में भी ठीक हुआ भंडल
होमोपैथीक इलाज में ठीक हुवा लोकम आठेव क
कुछ न्युव घबराव अथ मुझे डाख से लारिस
बाडी कीतका भी बडब उठा सकली हुं मैं
बहुत खुश हुं मैं पूरी पीठ पर हई होना
सही 10 वर्ष में सर्वाइकल स्पोण्डिलाइटिस

Malwa Diagnostics
275, Khandwa Road, Indore (M.P.) Phone: 0731-4001921 ADDRESS
1.5 Tesla MRI, Multislice, CT scan, Digital X-ray, 21 Channel EEG,
Colour Doppler, Sonography, Echo-Cardiography, Pathology

Patient: Mrs. Neeta Jethwa 44 Yrs. F Date: 07.07.2020
Consultant: Dr. J.S. Kathpal

MRI Cervical Spine

TECHNIQUE: T1, T2 & STIR weighted images in sagittal & axial planes.

IMAGING FEATURES:

There are reduced signals seen in T2 weighted images at cervical discs C3-C4, C4-C5 and C5-C6 levels. Also seen is loss of cervical curvature at these levels with reversal of lordosis.

The C3-C4 and C4-C5 discs show mild generalized posterior protrusion and mild compressions at traversing roots.

All other discs are normal.

The cervical cord shows no significant indentations at disc levels. Spinal cord is normal in size, shape with normal MR signals.

Pre and paravertebral soft tissue structures appear normal. The vertebral body marrow appears normal.

There is no significant ligamentum flavum hypertrophy.

The visualized posterior fossa and atlanto-axial junction are normal. Canal dimension at vertebral body levels are within normal limits.

IMPRESSION :-

- The MRI findings show signs of cervical spondylosis and reversal of lordosis at upper cervical levels. The C3-C4 and C4-C5




कैंसर, किडनी कैल्सियर, अस्पताल में गंभीर रूप से भर्ती मरीजों का उपचार, कोषा, शल्य चिकित्सा योग्य रोग, ऑटो इम्यून रोग, जीवन्मय बचाव देने वाले रोगों की रोकथाम एवं 300 प्रकार के अज्ञात जटिल रोगों की चिकित्सा।

आरोग्य सुपर स्पेशलिटी मॉडर्न होमियोपैथी
कम्प्लिक्ट, परामोन्ट, ईवी, सेक, फास्ट एन्ड कोस्ट इफेक्टिव

102, प्रभात कॉलेज, सुभाष टॉवर, इन्डियन इंस्टीट्यूट ऑफ मेडिसिन, नवीनवाड नगर, न्यू पारसिव, इन्डोर म.प्र.
☎ 0731-279154 ☎ 0731-407076 79999 79994
www.homoeopathyindia.in, www.mrgofhomoeopathyindia.com, Email: arpit@hpc73@gmail.com

SPINAL STENOSIS

(Back Pain)



Spinal stenosis

Also called: spinal narrowing

Overview

Symptoms





Treatment

A narrowing of the spinal canal.

Spinal stenosis can put pressure on the spine and the nerves within the spine. It commonly occurs in the neck and lower back. The condition is caused by age-related wear and tear.

Common

More than 1 million cases per year (India)

-  Treatable by a medical professional
-  Requires a medical diagnosis
-  Lab tests or imaging often required
-  Chronic: can last for years or be lifelong



अर्पित चोपड़ा (डॉक्टर)
एम.बी.बीएस (होमियोपैथी)
सीटीएल, आरामपुर एवं
आर्य समाज हॉस्पिटल

कैंसर, किडनी फेलियर, अस्पताल में गंभीर रूप से
भर्ती मरिजों का उपचार, कोमा, शल्य चिकित्सा योग्य रोग,
ऑटो इम्यून रोग, जीवनभर दवाई लेने वाले रोगों की रोकथाम एवं
300 प्रकार के असाध्य जटिल रोगों की चिकित्सा।

आरोग्य सुपर स्पेशलिटी माईन होमियोपेथी

कम्पलिट, परमानेंट, ईजी, सेफ, फास्ट एण्ड कॉस्ट इफैक्टिव

102, प्रथम मंजिल, कृष्णा टॉवर, बयोस्वेल हॉस्पिटल के सामने, जंजीरवाला घाटा, न्यू पलासिया, इन्दौर म.प्र.

99075 27014 संपर्क : 0731-4977076, 78999 78804

www.homeoecoathycure.in, www.aarogyaahomeoecoathyindore.com Email : arpitchopra23@gmail.com



Ankylosing spondylitis

Also called: Bechterew's disease

Overview

Symptoms

Treatments

An inflammatory arthritis affecting the spine and large joints.

The condition is more common among men and usually begins in early adulthood.



What Is Ankylosing Spondylitis (AS)?

- AS is a type of inflammatory arthritis that causes lower back pain, among other symptoms.
- AS pain usually starts before age 45, lasts more than three months, and feels better with movement and worse with rest.
- There needs to be visible damage on an X-ray to your spine or sacroiliac joints to confirm an AS diagnosis.
- AS is treated differently than other forms of back pain, so see a rheumatologist if you think you could have it.



HLA B-27 ANKYLOSING SPONDYLITIS
SURGICAL ADVISED CASE CURED
क्रिटिकल केस का सफल ईलाज
Dr. Arpit Chopra Jain (MD Homoeopathy Critical & Surgical Case Specialist)
सक्सेस 13:33री
मॉडर्न होमिओपैथी के द्वारा



HIGH CRP (POSITIVE C RE...

Dr Arpit Chopra's Su...
320 views • 2 years ...



ANKYLOSING SPONDYLITIS R...

Dr Arpit Chopra's Su...
978 views • 2 years ...



Ankylosing Spondylitis Hom...

Dr Arpit Chopra's Su...



Ankelosing spondylitis & A

Dr Arpit Chopra's :
259 views • 2 mor

Shoulder pain

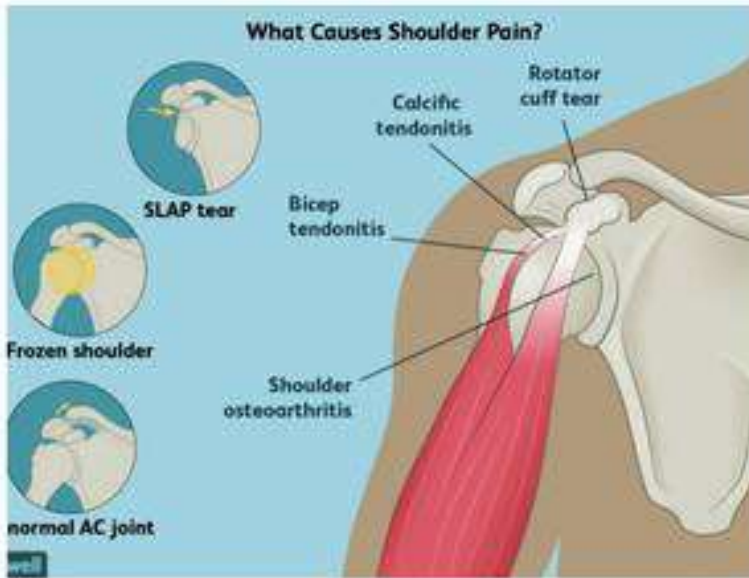
Overview

Treatments

Physical discomfort of the shoulder, including the joint itself or the muscles, tendons and ligaments that support the joint.

COMMON CAUSES

Shoulder pain can have causes that aren't due to underlying disease. Examples include overuse, disuse, sprain, strain or sleeping on side.

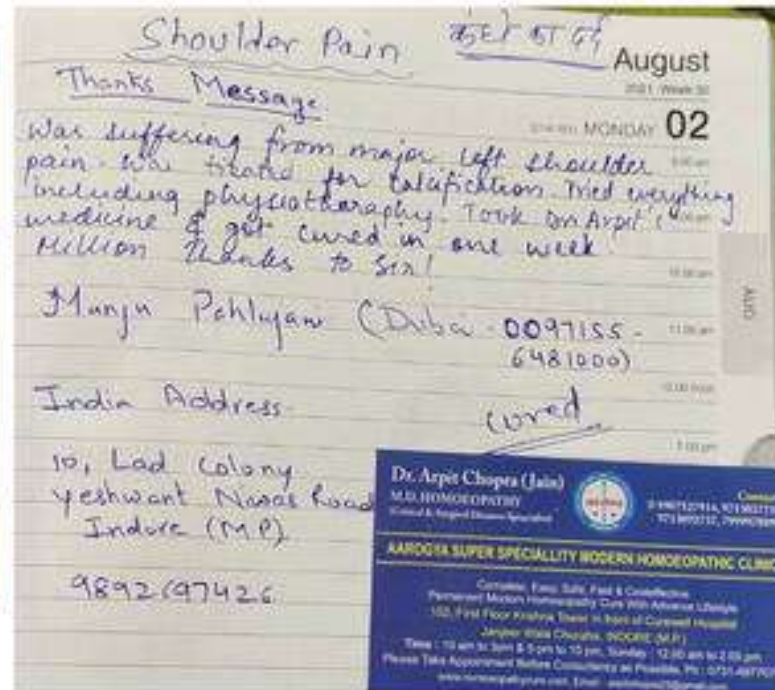


Types of shoulder pain



shoulder pain

Shoulder Pain





कैंसर, किडनी फेलियर, अस्पताल में गंभीर रूप से भर्ती मरिजों का उपचार, कोमा, शल्य चिकित्सा योग्य रोग, ऑटो इम्यून रोग, जीवनभर दवाई लेने वाले रोगों की रोकथाम एवं 300 प्रकार के असाध्य जटिल रोगों की चिकित्सा।

आरोग्य सुपर स्पेशलिटी मार्केन होमियोपेथी
कम्पसिट, परमाणु, ई-टी, वेक, फास्ट एजेंट कॉन्स्ट्रिक्ट इंपेक्टिव

102, अमन मॉडल, कृष्ण टॉवर, लक्ष्मीनगर इंडियन के कालोनी, लक्ष्मीनगर रोड, न्यू पार्लियम, इन्दौर म.प्र.
98975 27914 संपर्क : 0731-4877076 78889 78884
www.homoeopathy.com, www.आरोग्यहोमियोपेथी.com, Email: arpit@ar43@gmail.com

Sacroiliitis is inflammation of one or both of your sacroiliac joints. Called SI joints for short, they are situated on each side of your spine, and connect the sacrum (or base of your spine) to the ilium (the top part...



Sacroiliitis is inflammation of one or both of your sacroiliac joints. Called SI joints for short, they are situated on each side of your spine, and connect the sacrum (or base of your spine) to the ilium (the top part of your pelvis). Their job is to carry the weight of your upper body when you stand or walk.

Patient ID: 10102110101704 Patient Name: PUSHPA SINGH 2017
Age: 37 years Sex: F
Mailing Address: P/17/1/10000, Modely, SI, Indore, Madhya Pradesh (IN) 472002 (IN) 472002 Study: 1 07 16
Study Date: 07 Nov 2016

MRI - LUMBAR SPINE

Indication:
Acute L1, L2, L3, L4, L5 and S1 to S2/S3, Sag and coronal MR images to evaluate the lumbar spine.

Relevant history:
Acute onset, unilateral leg pain in L1, L2 and L3 levels.

Observations:
L1-L5 hyperextension and flexion views to assess for bilateral global regions, bilateral paracentral regions and lower sacral regions.

The alignment and curvature of the L1-L5 axial appear normal.

The vertebral bodies show normal height and signal.

The facet joints and posterior elements appear normal.

The lower end of cord is being seen at L1 level.

The caudal body appears normal.

The SI discs are showing normal features without evidence of degenerative disc disease.

The pre and paracentral soft tissue & paracentral regions show normal signal pattern.

before treatment page 1

Patient ID: 10102110101704 Patient Name: PUSHPA SINGH 2017
Age: 37 years Sex: F
Mailing Address: P/17/1/10000, Modely, SI, Indore, Madhya Pradesh (IN) 472002 (IN) 472002 Study: 1 07 16
Study Date: 07 Nov 2016

Spinal canal diameter in various disc space levels are:

Level	L1/L2	L2/L3	L3/L4	L4/L5	S1/S2
Value	13mm	13mm	12mm	13mm	12mm

Observations:
L1-L5 hyperextension and flexion views to assess for bilateral global regions, bilateral paracentral regions and lower sacral regions.

- Alignment and curvature of the L1-L5 axial appear normal.
- The vertebral bodies show normal height and signal.
- The facet joints and posterior elements appear normal.
- The lower end of cord is being seen at L1 level.
- The caudal body appears normal.
- The SI discs are showing normal features without evidence of degenerative disc disease.

The pre and paracentral soft tissue & paracentral regions show normal signal pattern.

before treatment page 2

Malwa Diagnostics
1/1 Park Road, Indore, Madhya Pradesh, India. Phone: +91 79 25233333, 25233334, 25233335, 25233336, 25233337, 25233338, 25233339, 25233340, 25233341, 25233342, 25233343, 25233344, 25233345, 25233346, 25233347, 25233348, 25233349, 25233350, 25233351, 25233352, 25233353, 25233354, 25233355, 25233356, 25233357, 25233358, 25233359, 25233360, 25233361, 25233362, 25233363, 25233364, 25233365, 25233366, 25233367, 25233368, 25233369, 25233370, 25233371, 25233372, 25233373, 25233374, 25233375, 25233376, 25233377, 25233378, 25233379, 25233380, 25233381, 25233382, 25233383, 25233384, 25233385, 25233386, 25233387, 25233388, 25233389, 25233390, 25233391, 25233392, 25233393, 25233394, 25233395, 25233396, 25233397, 25233398, 25233399, 25233400, 25233401, 25233402, 25233403, 25233404, 25233405, 25233406, 25233407, 25233408, 25233409, 25233410, 25233411, 25233412, 25233413, 25233414, 25233415, 25233416, 25233417, 25233418, 25233419, 25233420, 25233421, 25233422, 25233423, 25233424, 25233425, 25233426, 25233427, 25233428, 25233429, 25233430, 25233431, 25233432, 25233433, 25233434, 25233435, 25233436, 25233437, 25233438, 25233439, 25233440, 25233441, 25233442, 25233443, 25233444, 25233445, 25233446, 25233447, 25233448, 25233449, 25233450, 25233451, 25233452, 25233453, 25233454, 25233455, 25233456, 25233457, 25233458, 25233459, 25233460, 25233461, 25233462, 25233463, 25233464, 25233465, 25233466, 25233467, 25233468, 25233469, 25233470, 25233471, 25233472, 25233473, 25233474, 25233475, 25233476, 25233477, 25233478, 25233479, 25233480, 25233481, 25233482, 25233483, 25233484, 25233485, 25233486, 25233487, 25233488, 25233489, 25233490, 25233491, 25233492, 25233493, 25233494, 25233495, 25233496, 25233497, 25233498, 25233499, 25233500, 25233501, 25233502, 25233503, 25233504, 25233505, 25233506, 25233507, 25233508, 25233509, 25233510, 25233511, 25233512, 25233513, 25233514, 25233515, 25233516, 25233517, 25233518, 25233519, 25233520, 25233521, 25233522, 25233523, 25233524, 25233525, 25233526, 25233527, 25233528, 25233529, 25233530, 25233531, 25233532, 25233533, 25233534, 25233535, 25233536, 25233537, 25233538, 25233539, 25233540, 25233541, 25233542, 25233543, 25233544, 25233545, 25233546, 25233547, 25233548, 25233549, 25233550, 25233551, 25233552, 25233553, 25233554, 25233555, 25233556, 25233557, 25233558, 25233559, 25233560, 25233561, 25233562, 25233563, 25233564, 25233565, 25233566, 25233567, 25233568, 25233569, 25233570, 25233571, 25233572, 25233573, 25233574, 25233575, 25233576, 25233577, 25233578, 25233579, 25233580, 25233581, 25233582, 25233583, 25233584, 25233585, 25233586, 25233587, 25233588, 25233589, 25233590, 25233591, 25233592, 25233593, 25233594, 25233595, 25233596, 25233597, 25233598, 25233599, 25233600, 25233601, 25233602, 25233603, 25233604, 25233605, 25233606, 25233607, 25233608, 25233609, 25233610, 25233611, 25233612, 25233613, 25233614, 25233615, 25233616, 25233617, 25233618, 25233619, 25233620, 25233621, 25233622, 25233623, 25233624, 25233625, 25233626, 25233627, 25233628, 25233629, 25233630, 25233631, 25233632, 25233633, 25233634, 25233635, 25233636, 25233637, 25233638, 25233639, 25233640, 25233641, 25233642, 25233643, 25233644, 25233645, 25233646, 25233647, 25233648, 25233649, 25233650, 25233651, 25233652, 25233653, 25233654, 25233655, 25233656, 25233657, 25233658, 25233659, 25233660, 25233661, 25233662, 25233663, 25233664, 25233665, 25233666, 25233667, 25233668, 25233669, 25233670, 25233671, 25233672, 25233673, 25233674, 25233675, 25233676, 25233677, 25233678, 25233679, 25233680, 25233681, 25233682, 25233683, 25233684, 25233685, 25233686, 25233687, 25233688, 25233689, 25233690, 25233691, 25233692, 25233693, 25233694, 25233695, 25233696, 25233697, 25233698, 25233699, 25233700, 25233701, 25233702, 25233703, 25233704, 25233705, 25233706, 25233707, 25233708, 25233709, 25233710, 25233711, 25233712, 25233713, 25233714, 25233715, 25233716, 25233717, 25233718, 25233719, 25233720, 25233721, 25233722, 25233723, 25233724, 25233725, 25233726, 25233727, 25233728, 25233729, 25233730, 25233731, 25233732, 25233733, 25233734, 25233735, 25233736, 25233737, 25233738, 25233739, 25233740, 25233741, 25233742, 25233743, 25233744, 25233745, 25233746, 25233747, 25233748, 25233749, 25233750, 25233751, 25233752, 25233753, 25233754, 25233755, 25233756, 25233757, 25233758, 25233759, 25233760, 25233761, 25233762, 25233763, 25233764, 25233765, 25233766, 25233767, 25233768, 25233769, 25233770, 25233771, 25233772, 25233773, 25233774, 25233775, 25233776, 25233777, 25233778, 25233779, 25233780, 25233781, 25233782, 25233783, 25233784, 25233785, 25233786, 25233787, 25233788, 25233789, 25233790, 25233791, 25233792, 25233793, 25233794, 25233795, 25233796, 25233797, 25233798, 25233799, 25233800, 25233801, 25233802, 25233803, 25233804, 25233805, 25233806, 25233807, 25233808, 25233809, 25233810, 25233811, 25233812, 25233813, 25233814, 25233815, 25233816, 25233817, 25233818, 25233819, 25233820, 25233821, 25233822, 25233823, 25233824, 25233825, 25233826, 25233827, 25233828, 25233829, 25233830, 25233831, 25233832, 25233833, 25233834, 25233835, 25233836, 25233837, 25233838, 25233839, 25233840, 25233841, 25233842, 25233843, 25233844, 25233845, 25233846, 25233847, 25233848, 25233849, 25233850, 25233851, 25233852, 25233853, 25233854, 25233855, 25233856, 25233857, 25233858, 25233859, 25233860, 25233861, 25233862, 25233863, 25233864, 25233865, 25233866, 25233867, 25233868, 25233869, 25233870, 25233871, 25233872, 25233873, 25233874, 25233875, 25233876, 25233877, 25233878, 25233879, 25233880, 25233881, 25233882, 25233883, 25233884, 25233885, 25233886, 25233887, 25233888, 25233889, 25233890, 25233891, 25233892, 25233893, 25233894, 25233895, 25233896, 25233897, 25233898, 25233899, 25233900, 25233901, 25233902, 25233903, 25233904, 25233905, 25233906, 25233907, 25233908, 25233909, 25233910, 25233911, 25233912, 25233913, 25233914, 25233915, 25233916, 25233917, 25233918, 25233919, 25233920, 25233921, 25233922, 25233923, 25233924, 25233925, 25233926, 25233927, 25233928, 25233929, 25233930, 25233931, 25233932, 25233933, 25233934, 25233935, 25233936, 25233937, 25233938, 25233939, 25233940, 25233941, 25233942, 25233943, 25233944, 25233945, 25233946, 25233947, 25233948, 25233949, 25233950, 25233951, 25233952, 25233953, 25233954, 25233955, 25233956, 25233957, 25233958, 25233959, 25233960, 25233961, 25233962, 25233963, 25233964, 25233965, 25233966, 25233967, 25233968, 25233969, 25233970, 25233971, 25233972, 25233973, 25233974, 25233975, 25233976, 25233977, 25233978, 25233979, 25233980, 25233981, 25233982, 25233983, 25233984, 25233985, 25233986, 25233987, 25233988, 25233989, 25233990, 25233991, 25233992, 25233993, 25233994, 25233995, 25233996, 25233997, 25233998, 25233999, 25234000, 25234001, 25234002, 25234003, 25234004, 25234005, 25234006, 25234007, 25234008, 25234009, 25234010, 25234011, 25234012, 25234013, 25234014, 25234015, 25234016, 25234017, 25234018, 25234019, 25234020, 25234021, 25234022, 25234023, 25234024, 25234025, 25234026, 25234027, 25234028, 25234029, 25234030, 25234031, 25234032, 25234033, 25234034, 25234035, 25234036, 25234037, 25234038, 25234039, 25234040, 25234041, 25234042, 25234043, 25234044, 25234045, 25234046, 25234047, 25234048, 25234049, 25234050, 25234051, 25234052, 25234053, 25234054, 25234055, 25234056, 25234057, 25234058, 25234059, 25234060, 25234061, 25234062, 25234063, 25234064, 25234065, 25234066, 25234067, 25234068, 25234069, 25234070, 25234071, 25234072, 25234073, 25234074, 25234075, 25234076, 25234077, 25234078, 25234079, 25234080, 25234081, 25234082, 25234083, 25234084, 25234085, 25234086, 25234087, 25234088, 25234089, 25234090, 25234091, 25234092, 25234093, 25234094, 25234095, 25234096, 25234097, 25234098, 25234099, 25234100, 25234101, 25234102, 25234103, 25234104, 25234105, 25234106, 25234107, 25234108, 25234109, 25234110, 25234111, 25234112, 25234113, 25234114, 25234115, 25234116, 25234117, 25234118, 25234119, 25234120, 25234121, 25234122, 25234123, 25234124, 25234125, 25234126, 25234127, 25234128, 25234129, 25234130, 25234131, 25234132, 25234133, 25234134, 25234135, 25234136, 25234137, 25234138, 25234139, 25234140, 25234141, 25234142, 25234143, 25234144, 25234145, 25234146, 25234147, 25234148, 25234149, 25234150, 25234151, 25234152, 25234153, 25234154, 25234155, 25234156, 25234157, 25234158, 25234159, 25234160, 25234161, 25234162, 25234163, 25234164, 25234165, 25234166, 25234167, 25234168, 25234169, 25234170, 25234171, 25234172, 25234173, 25234174, 25234175, 25234176, 25234177, 25234178, 25234179, 25234180, 25234181, 25234182, 25234183, 25234184, 25234185, 25234186, 25234187, 25234188, 25234189, 25234190, 25234191, 25234192, 25234193, 25234194, 25234195, 25234196, 25234197, 25234198, 25234199, 25234200, 25234201, 25234202, 25234203, 25234204, 25234205, 25234206, 25234207, 25234208, 25234209, 25234210, 25234211, 25234212, 25234213, 25234214, 25234215, 25234216, 25234217, 25234218, 25234219, 25234220, 25234221, 25234222, 25234223, 25234224, 25234225, 25234226, 25234227, 25234228, 25234229, 25234230, 25234231, 25234232, 25234233, 25234234, 25234235, 25234236, 25234237, 25234238, 25234239, 25234240, 25234241, 25234242, 25234243, 25234244, 25234245, 25234246, 25234247, 25234248, 25234249, 25234250, 25234251, 25234252, 25234253, 25234254, 25234255, 25234256, 25234257, 25234258, 25234259, 25234260, 25234261, 25234262, 25234263, 25234264, 25234265, 25234266, 25234267, 25234268, 25234269, 25234270, 25234271, 25234272, 25234273, 25234274, 25234275, 25234276, 25234277, 25234278, 25234279, 25234280, 25234281, 25234282, 25234283, 25234284, 25234285, 25234286, 25234287, 25234288, 25234289, 25234290, 25234291, 25234292, 25234293, 25234294, 25234295, 25234296, 25234297, 25234298, 25234299, 25234300, 25234301, 25234302, 25234303, 25234304, 25234305, 25234306, 25234307, 25234308, 25234309, 25234310, 25234311, 25234312, 25234313, 25234314, 25234315, 25234316, 25234317, 25234318, 25234319, 25234320, 25234321, 25234322, 25234323, 25234324, 25234325, 25234326, 25234327, 25234328, 25234329, 25234330, 25234331, 25234332, 25234333, 25234334, 25234335, 25234336, 25234337, 25234338, 25234339, 25234340, 25234341, 25234342, 25234343, 25234344, 25234345, 25234346, 25234347, 25234348, 25234349, 25234350, 25234351, 25234352, 25234353, 25234354, 25234355, 25234356, 25234357, 25234358, 25234359, 25234360, 25234361, 25234362, 25234363, 25234364, 25234365, 25234366, 25234367, 25234368, 25234369, 25234370, 25234371, 25234372, 25234373, 25234374, 25234375, 25234376, 25234377, 25234378, 25234379, 25234380, 25234381, 25234382, 25234383, 25234384, 25234385, 25234386, 25234387, 25234388, 25234389, 252

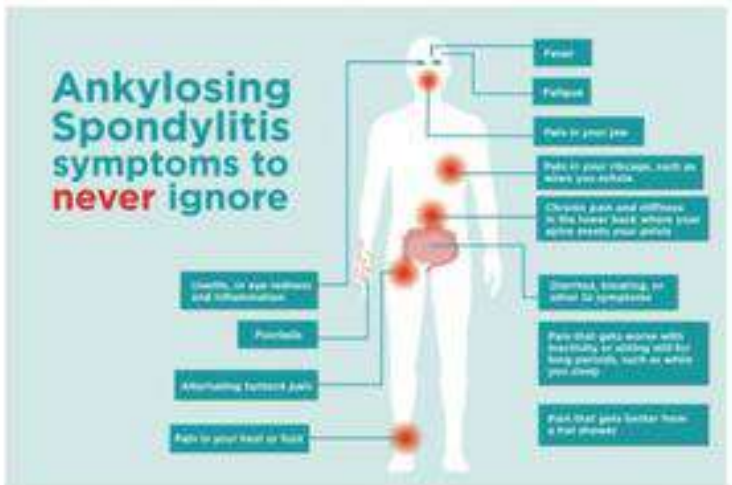
ऑटोइम्यून बीमारियाँ

Uveitis often happens in people who have an autoimmune condition. This is where the immune system mistakenly attacks healthy tissue. Autoimmune conditions known to cause uveitis include: ankylosing spondylitis – a condition where the spine and other areas of the body become inflamed.

23 SUNDAY
Auto immune disease:
(Uveitis & Ankylosing Spondylitis)
(HLA B27 +)

मैं शीमा को पिछले 10 वर्षों से (Uveitis) एवं पिछले 1 वर्ष से (Ankylosing Spondylitis) बीमारी से ग्रसित थी। काफी असह्य के दर्द एवं आयुर्वेदिक इलाजों से भी आराम नहीं पड़ा था। पिछले 10 वर्षों में काफी बड़े पड़ते (मुकड़) से भी treatment लिया पर कोई improvement नहीं हो रहा था। पिछले 2 महीनों से डॉ. अमित केन सर की सलाह पर मैंने New Life Lab में आराम शुरू किया है। डॉ. केन-साहब का बहुत-बहुत धन्यवाद है। पिछले कारण से अब Regular Routine सामान्य रूप से कर पा रही हूँ।

Thanks to Dr. Amit Jain MD



Ankylosing spondylitis

Also called: Bechterew's disease

- Overview
- Symptoms
- Treatment

An inflammatory arthritis affecting the spine and large joints.

The condition is more common among men and usually begins in early adulthood.

Ankylosing spondylitis

Also called: Bechterew's disease



ABOUT

SYMPTOMS

TREATMENTS



An inflammatory arthritis affecting the spine and large joints.

Common

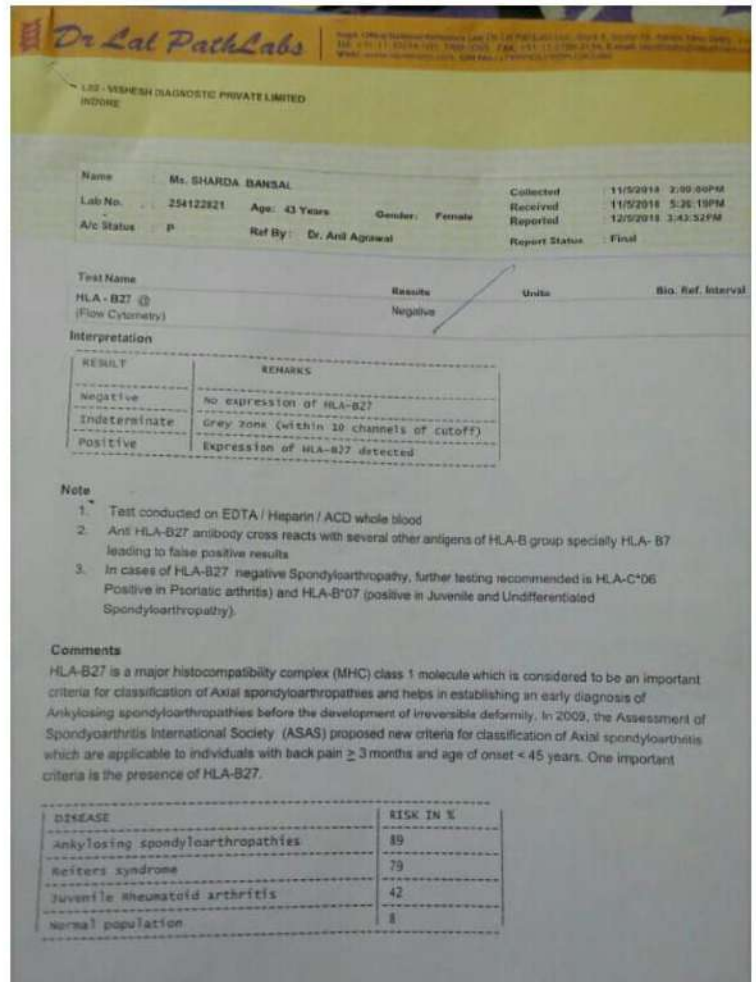
More than 1 million cases per year (India)



Treatable by a medical professional

Can ankylosing spondylitis cured?

"There's no cure for ankylosing spondylitis but treatment is available to help relieve the symptoms. Treatment can also help delay prevent the process of the spine joining up (fusing) and stiffening. In most cases treatment involves a combination of exercise."



Herniated disc

Also called: spinal disc herniation

ABOUT SYMPTOMS TREATMENT



A condition which refers to a problem with a rubbery disc between the spinal bones.

Very common

More than 10 million cases per year (India)

- Treatable by a medical professional
- Requires a medical diagnosis
- Lab tests or imaging often required

Cervical Spondylosis January 2016 Friday
26-08-17
I am Geetanjali Gupta 29
Running a coaching centre.
I have a few problems (health) like
neck pain, shoulder pain, hand tremor
which Dr. Jain's help.
I totally believe in Homeopathy
medicine. So I'm very
satisfied with Dr. Jain's treatment
very pleasant. I PVD / SUP DISC
I, Pooja Nair, a housewife has
a small child and had
severe back pain. After consult
a doctor I took the medicine
prescribed. I'm very happy
with the result. I'm much
comfortable and happy now.
Thank you Doctor.
Dr. Arpit Chopra (Jain)
25, Shivajinagar, Pune 411005

SLIP DISC PVD
19 JANUARY 08
Two Thousand Nineteen TUESDAY
I was suffering from L4/L5
disc problem and having continue
pain, I tried many treatments
then finally switch to homeopathy
treatment at Modern homeopathy
and received much more relief
after the treatment.
Thanks to Modern homeopathy
treatment.
Karchna Sunhara
CURED
Dr. Arpit Chopra (Jain)
MD Homeopathy (Reg No. 1483)
AROSVA SUPER SPECIALITY
11, First Floor, Krishna Tower,
Durgam Chattrani, Durgam Chattrani
Chowk, Hyderabad - 500043
7596

SUP DISC / PVD
SUNAM NAHAR
I was suffering from
sup disc with
10 days
I was very
satisfied with
Dr. Jain's
treatment
very pleasant
I'm very
happy
with the
result
I'm much
comfortable
and happy
now
Thank you
Doctor
Dr. Arpit Chopra (Jain)
25, Shivajinagar, Pune 411005

PVD / SUP DISC
GOREKH SHIRPIL
I was suffering from
pvd / sup disc
I was very
satisfied with
Dr. Jain's
treatment
very pleasant
I'm very
happy
with the
result
I'm much
comfortable
and happy
now
Thank you
Doctor
Dr. Arpit Chopra (Jain)
25, Shivajinagar, Pune 411005

BACK PAIN / PVD
I was suffering from
back pain
I was very
satisfied with
Dr. Jain's
treatment
very pleasant
I'm very
happy
with the
result
I'm much
comfortable
and happy
now
Thank you
Doctor
Dr. Arpit Chopra (Jain)
25, Shivajinagar, Pune 411005

PVD / Spinal Stenosis
I was suffering from
pvd / spinal stenosis
I was very
satisfied with
Dr. Jain's
treatment
very pleasant
I'm very
happy
with the
result
I'm much
comfortable
and happy
now
Thank you
Doctor
Dr. Arpit Chopra (Jain)
25, Shivajinagar, Pune 411005

Spinal stenosis
19 JANUARY 12
Two Thousand Nineteen SATURDAY
I was suffering from
spinal stenosis
I was very
satisfied with
Dr. Jain's
treatment
very pleasant
I'm very
happy
with the
result
I'm much
comfortable
and happy
now
Thank you
Doctor
Dr. Arpit Chopra (Jain)
25, Shivajinagar, Pune 411005

Spinal stenosis

Also called: spinal narrowing

ABOUT SYMPTOMS TREATMENT



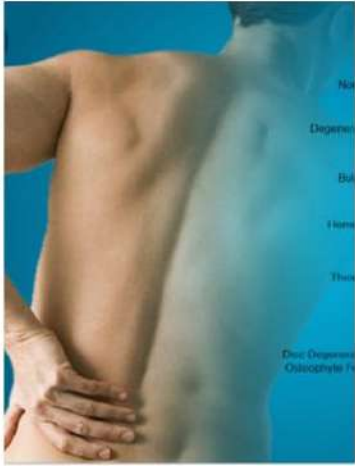
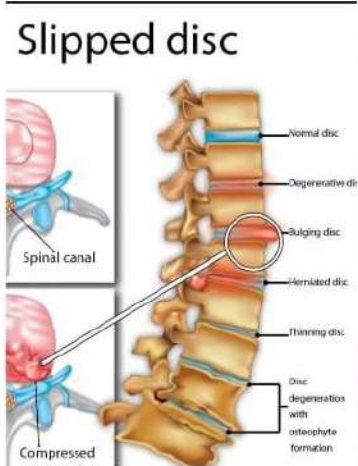
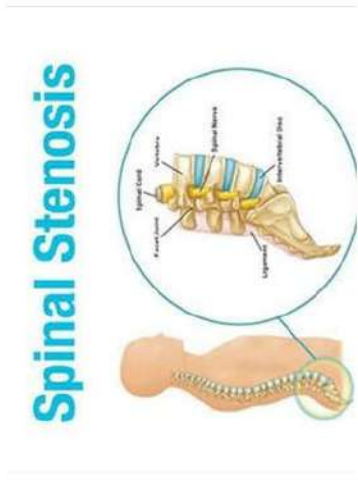
A narrowing of the spinal canal.

Common

More than 1 million cases per year (India)

- Treatable by a medical professional
- Requires a medical diagnosis
- Lab tests or imaging often required
- Chronic: can last for years or be lifelong

Consult a doctor for medical advice



PIVD / Spinal stenosis 15
 मेरा नाम राम नाम कापरी निमित्त
 प्रा. नरेश चन्द्र शर्मा कापरी निमित्त
 रचना है। मुझे सी डी स्की के
 टोपी के कारण दर्द हो रहा
 जो दर्द के बराबर बगाना मक
 (दर्द) बगाना के बराबर बगाना मक
 मुझे आराम के लिए मैं डॉ. अरुण
 चन्द्र शर्मा के पास गया।
 दर्द हो पेशवा का मुझे दर्द के
 बगाना के बराबर बगाना मक
 मुझे 15 दिनों के लिए दर्द हो रहा
 है, जो काफी है, मैं भी नहीं है।
 बहुत बहुत धन्यवाद डॉ. नरेश

SLIP DISC PIVD 08
 I was suffering from L4/5
 disc problem and having continue
 pain, advised many treatments
 then finally I tried the homeopathy
 treatment as modern homeopathy
 and received much more relief
 after one treatment.
 Thanks to Modern homeopathy
 treatment.
 Kalyan Srinivas
 9860246602

Spinal stenosis (PIVD) 30
 मेरा नाम राम नाम कापरी निमित्त
 प्रा. नरेश चन्द्र शर्मा कापरी निमित्त
 रचना है। मुझे सी डी स्की के
 टोपी के कारण दर्द हो रहा
 जो दर्द के बराबर बगाना मक
 (दर्द) बगाना के बराबर बगाना मक
 मुझे आराम के लिए मैं डॉ. अरुण
 चन्द्र शर्मा के पास गया।
 दर्द हो पेशवा का मुझे दर्द के
 बगाना के बराबर बगाना मक
 मुझे 15 दिनों के लिए दर्द हो रहा
 है, जो काफी है, मैं भी नहीं है।
 बहुत बहुत धन्यवाद डॉ. नरेश

PIVD / SLIP DISC
 L4/5 DISC PROBLEM
 Results expected: 08/26/2023
 I am suffering from slip disc
 in L4/5 and having continue
 pain, advised many treatments
 then finally I tried the homeopathy
 treatment as modern homeopathy
 and received much more relief
 after one treatment.
 Thanks to Modern homeopathy
 treatment.
 Kalyan Srinivas
 9860246602

A BACK PAIN / PIVD
 Kalyan Singh
 Email - kalyan.srinivas@gmail.com
 9860246602
 I was suffering from back
 pain, advised many treatments
 then finally I tried the homeopathy
 treatment as modern homeopathy
 and received much more relief
 after one treatment.
 Thanks to Modern homeopathy
 treatment.
 Kalyan Srinivas
 9860246602

Spinal stenosis 12
 मेरा नाम राम नाम कापरी निमित्त
 प्रा. नरेश चन्द्र शर्मा कापरी निमित्त
 रचना है। मुझे सी डी स्की के
 टोपी के कारण दर्द हो रहा
 जो दर्द के बराबर बगाना मक
 (दर्द) बगाना के बराबर बगाना मक
 मुझे आराम के लिए मैं डॉ. अरुण
 चन्द्र शर्मा के पास गया।
 दर्द हो पेशवा का मुझे दर्द के
 बगाना के बराबर बगाना मक
 मुझे 15 दिनों के लिए दर्द हो रहा
 है, जो काफी है, मैं भी नहीं है।
 बहुत बहुत धन्यवाद डॉ. नरेश

A cervical spondylosis 29
 I am suffering from
 Cervical spondylosis
 since many years. I had
 a lot of pain in my neck
 and shoulders. I totally
 believe in Homeopathy
 medicine. So I am
 satisfied with the treatment
 my daughter a PIVD /
 L4/5 disc, a headache
 a small child and had
 been to the doctor. After consulting
 the doctor I had the medicines
 as prescribed. In my happy
 with health. In much
 comfortable and happy now.
 Thank you doctor
 Dr. Arun Chandra (Jain)
 9860246602

PIVD / Spinal stenosis 15
 मेरा नाम राम नाम कापरी निमित्त
 प्रा. नरेश चन्द्र शर्मा कापरी निमित्त
 रचना है। मुझे सी डी स्की के
 टोपी के कारण दर्द हो रहा
 जो दर्द के बराबर बगाना मक
 (दर्द) बगाना के बराबर बगाना मक
 मुझे आराम के लिए मैं डॉ. अरुण
 चन्द्र शर्मा के पास गया।
 दर्द हो पेशवा का मुझे दर्द के
 बगाना के बराबर बगाना मक
 मुझे 15 दिनों के लिए दर्द हो रहा
 है, जो काफी है, मैं भी नहीं है।
 बहुत बहुत धन्यवाद डॉ. नरेश

PIVD (Slip disc) 21
 I was suffering from
 PIVD (Slip disc) and
 having continue pain,
 advised many treatments
 then finally I tried the
 homeopathy treatment as
 modern homeopathy and
 received much more relief
 after one treatment.
 Thanks to Modern homeopathy
 treatment.
 Kalyan Srinivas
 9860246602

Spinal Stenosis 01
 मेरा नाम राम नाम कापरी निमित्त
 प्रा. नरेश चन्द्र शर्मा कापरी निमित्त
 रचना है। मुझे सी डी स्की के
 टोपी के कारण दर्द हो रहा
 जो दर्द के बराबर बगाना मक
 (दर्द) बगाना के बराबर बगाना मक
 मुझे आराम के लिए मैं डॉ. अरुण
 चन्द्र शर्मा के पास गया।
 दर्द हो पेशवा का मुझे दर्द के
 बगाना के बराबर बगाना मक
 मुझे 15 दिनों के लिए दर्द हो रहा
 है, जो काफी है, मैं भी नहीं है।
 बहुत बहुत धन्यवाद डॉ. नरेश

Spinal stenosis 10
 मेरा नाम राम नाम कापरी निमित्त
 प्रा. नरेश चन्द्र शर्मा कापरी निमित्त
 रचना है। मुझे सी डी स्की के
 टोपी के कारण दर्द हो रहा
 जो दर्द के बराबर बगाना मक
 (दर्द) बगाना के बराबर बगाना मक
 मुझे आराम के लिए मैं डॉ. अरुण
 चन्द्र शर्मा के पास गया।
 दर्द हो पेशवा का मुझे दर्द के
 बगाना के बराबर बगाना मक
 मुझे 15 दिनों के लिए दर्द हो रहा
 है, जो काफी है, मैं भी नहीं है।
 बहुत बहुत धन्यवाद डॉ. नरेश

SLIP DISC / PIVD 24
 मेरा नाम राम नाम कापरी निमित्त
 प्रा. नरेश चन्द्र शर्मा कापरी निमित्त
 रचना है। मुझे सी डी स्की के
 टोपी के कारण दर्द हो रहा
 जो दर्द के बराबर बगाना मक
 (दर्द) बगाना के बराबर बगाना मक
 मुझे आराम के लिए मैं डॉ. अरुण
 चन्द्र शर्मा के पास गया।
 दर्द हो पेशवा का मुझे दर्द के
 बगाना के बराबर बगाना मक
 मुझे 15 दिनों के लिए दर्द हो रहा
 है, जो काफी है, मैं भी नहीं है।
 बहुत बहुत धन्यवाद डॉ. नरेश

SLIP DISC / PIVD 09
 मेरा नाम राम नाम कापरी निमित्त
 प्रा. नरेश चन्द्र शर्मा कापरी निमित्त
 रचना है। मुझे सी डी स्की के
 टोपी के कारण दर्द हो रहा
 जो दर्द के बराबर बगाना मक
 (दर्द) बगाना के बराबर बगाना मक
 मुझे आराम के लिए मैं डॉ. अरुण
 चन्द्र शर्मा के पास गया।
 दर्द हो पेशवा का मुझे दर्द के
 बगाना के बराबर बगाना मक
 मुझे 15 दिनों के लिए दर्द हो रहा
 है, जो काफी है, मैं भी नहीं है।
 बहुत बहुत धन्यवाद डॉ. नरेश



AAROGYA SUPERSPECIALITY MODERN HOMOEOPATHIC CLINIC

Dr. Arpit Chopra (Jain)
 (MD HOMOEOPATHY)
 CRITICAL & SURGICAL DISEASES SPECIALIST
 Reg. No. 14367

Phone : 0731-4977076
 Mobile : 97130-92737, 97130-37737
 79999-78894, 99075-27914
 Website : www.homoeopathycure.com / in
 www.aarogyahomoeopathyindore

Complete, Easy, Safe, Fast & Cost-effective Permanent Modern Homoeopathy Cure With Advanced Lifestyle

Cancer (any type / Stage)
 Kidney Failure & Renal diseases,
 Critical & Last Stage diseases,
 ICU & Hospitalized Patient's Cases
 Surgical Cases: Muscular Dystrophy,
 Auto Immune Disease, Coma,
 Cerebral Atrophy, Parkinson's disease,
 Aplastic Anaemia, Ankylosing Spondylitis,
 Rheumatoid Arthritis, Spinal Stenosis,
 Slip Disc (P/VD), Liver Cirrhosis Fatty Liver,
 Post Brain Stroke Complication,
 Thyroid disorder, Infertility, Impotency,
 Sexual diseases, Rheumatism,
 Backache, Sciatica, Migraine, Knee Pain,
 Diabetes, Breast Tumor & Uterine Fibroid,
 Prostate & Urological Diseases, Renal &
 Gallbladder stone, Hereditary diseases
 Incurable disorder, Mental Psychiatry
 & Mood Disorder, Accidental & Emergency
 Medicine, Homoeopathic Preventive &
 Prophylaxis, Tetanus, Allergy
 Skin Diseases, Eczema, Psoriasis,
 Leucoderma, Acne, Cosmetic disorders,
 Low Height, Obesity, Under Weight,
 Hair Fall, Baldness, Warts, Dead/diction
 Acidity, Gas, Constipation, Piles, Fissure,
 Fistula, Gastric Ulcer, Worms,
 Asthma & Respiratory Disorder, Sinusitis,
 Paralysis, insomnia, Depression,
 Weakness of Memory, Snoring,
 Stammering, Paediatric Disorder
 Dentition Trouble, Hormonal disorders,
 Anaemia, Weakness, Debility, Anorexia,
 Leucorrhoea, PCOD, Menstrual disorders
 Chronic Disorders, Excessive
 Sweating, Restlessness, Blood Pressure
 & Heart diseases, Homeopathic
 Veterinary Medicine, Fast cure &
 Prevention for Acute diseases like
 Fever, Typhoid, Malaria, Cough,
 Cold, Pain, Dengue, Chickengunia,

102, First Floor Krishna Tower
 In Front of Curewell Hospital
 Janjeer Wala Square, INDORE (M.P.)

Time : Morning : 10 am to 3 pm
 Evening : 05 pm to 10 pm
 Sunday : 12 am to 3 pm

Email :
 www.aarogya23@gmail.com

ANKYLOSING SPONDYLITIS WITH RHEUMATIC OSTEOARTHRITIS

Monday 16th MARCH 2020

मे पूजा सिंगी, स्वीट मेरा CRP 13/01/2020 को पहिलेक आयु था एं मेरा HLAB27 पहिलेक ही डॉ. अर्पित चोपडा सर की क्लास से मेरा CRP मात्र 15 दिनों में नेगेटिव हो गया एवं मुझे सर की क्लास से बहुत आराम है

CURED

धन्यवाद
 पूजा सिंगी w/o विमल सिंगी
 9826972491

Dr. Arpit Chopra (Jain)
 M.D. HOMOEOPATHY
 (Critical & Surgical Diseases Specialist)

AAROGYA SUPER SPECIALITY MODERN HOMOEOPATHIC CLINIC

Complete, Easy, Safe, Fast & Cost-effective Permanent Modern Homoeopathy Cure With Advance Lifestyle
 102, First Floor Krishna Tower in front of Curewell Hospital
 Janjeer Wala Square, INDORE (M.P.)
 Time : 10 am to 3pm & 5 pm to 10 pm, Sunday : 12.00 am to 2.00 pm
 Please Take Appointment Before Consultancy as Possible, Ph : 0731-4977076
 www.homoeopathycure.com Email - arpitdrchopra@gmail.com

Name : MRS. YOJNA SINGH Date : 13-01-2020
 Age/Sex : 27 Yrs. / Female ID : 9 809 (1)
 Refd. By : SELF

BLOOD EXAMINATION

Investigation	Observed Value	Reference Range
S.U.P.T. (Sedimentation Rate)	17 mm/hr	Male : 0-15 Female : 0-21
CRP (C-reactive Protein)	0.86 mg/dL	0 - 1 Month 1 - 12 Month 1 - 16 Years Adult : Male Female
RA TEST (LAKK)	Negative	
C-REACTIVE PROTEIN	POSITIVE	

Dr. A. Neema
PARAKH PATHOLOGY
 Sava Complex, 11 Floor, Sava-Sargol Road, Indore
 Tel : 246590, 94256-0024
 Email : parakhpathology@gmail.com

Name : MRS. YOJNA SINGH Date : 13-01-2020
 Age/Sex : 27 Yrs. / Female ID : 9 809 (1)
 Refd. By : DR. ANIRUJ KUMAR, MD

BLOOD EXAMINATION

Investigation	Observed Value	Reference Range
S.U.P.T. (Sedimentation Rate)	4.30 mm/hr	Male : 0-15 Female : 0-21

Dr. A. Neema
PARAKH PATHOLOGY
 Sava Complex, 11 Floor, Sava-Sargol Road, Indore
 Tel : 246590, 94256-0024
 Email : parakhpathology@gmail.com

What a CRP Test Can Screen For

Infection

- Pneumonia
- Sepsis
- Skin infection
- etc

Chronic inflammatory disease

- Rheumatoid arthritis
- Inflammatory bowel disease
- Lupus

Heart disease



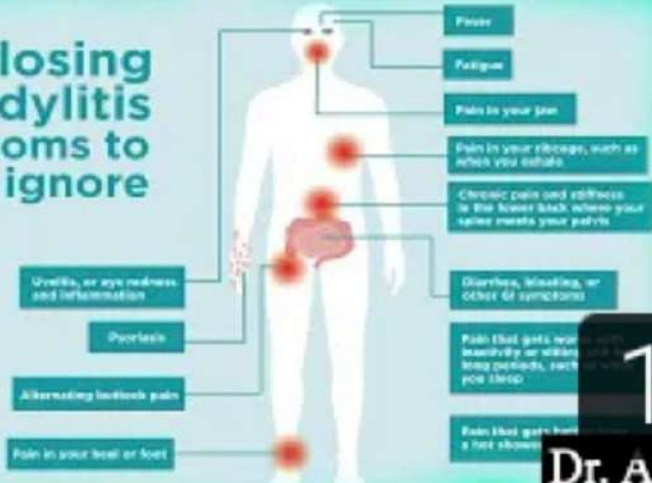
क्या आप अंकिलोसिंग स्पॉन्डिलाइटिस से परेशान हैं

अंकिलोसिंग स्पॉन्डिलाइटिस को कैसे खत्म करे



Patient - Pooja Singhi

Ankylosing Spondylitis symptoms to never ignore



17:29
Dr. Arpit Chopra Jain

Ankylosing spondylitis

Also called: Bechterew's disease

OVERVIEW SYMPTOMS TREATMENTS

An inflammatory arthritis affecting the spine a large joints.

The condition is more common among men and usually begins in early adulthood.


Common

More than 1 million cases per year (India)

- Treatable by a medical professional
- Requires a medical diagnosis
- Lab tests or imaging always required
- Chronic: can last for years or be lifelong



Ankylosing Spondylitis
An inflammatory arthritis affecting the spine and large joints.



आरोग्य सुपर स्पेशलिटी मॉडर्न होमोपैथिक क्लीनिक

क्यापूरि * प्रयाग * ईना * सेक * फास्ट प्लड कॉस्ट इफैक्टिव

* कैसर * किडनी फेलियर * अस्वाभाव में गभीर रूप से भर्ती महिलाओं का उपचार

* शल्य चिकित्सा योग्य रोग * आर्टो इन्फ्लू रोग * जीवनभर दवाई देने वाले रोगों पर 300 प्रकार के अस्वास्थ्य अद्विज रोगों की चिकित्सा।

HLA B27 (Human Leucocyte Antigen B27)
(2013 Whole Blood)

Investigation: HLA B27 Direction: Negative
Observed Value: Negative
Biological Reference Interval: Negative

Method: Flow Cytometry

Clinical Background:
Human Leucocyte Antigen B27 (HLA-B27) is a major histocompatibility complex class I molecule that is strongly associated with the disease ankylosing spondylitis. Testing for HLA-B27 is of diagnostic value because more than 90% of patients with ankylosing spondylitis possess B27 allele, but only 1% of people with HLA-B27 develop the disease. HLA-B27 is also known for its association with other diseases like Crohn's disease, Acute anterior uveitis, Psoriatic arthritis, Ankylosing spondylitis, etc.

Limitations:
HLA-B27 can cross react with anti-HLA-B27 antibody giving false positive test result. This can be confirmed by alternative method discriminating B27 & B27 or by auxiliary molecular markers.
Since the assay is sub-plate analysis by flow cytometric expression of HLA-B27 antigen, any result $< 10\%$ of cut-off is negative.
HLA-B27 as an infectious agent can be confirmed by PCR from PCR detection.
HLA-B27 should only be used as an adjunct to clinical diagnosis since it is not specific for the development of disease.

Medical Laboratory Report
VIB: 3120182515

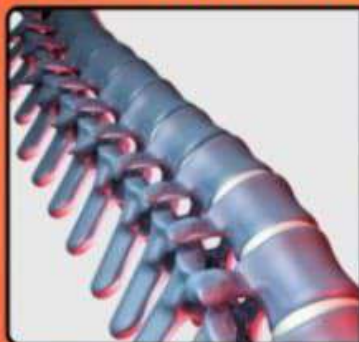
Reference: Dr. Arpit Chopra Jain, Anilabharathi, Sector-33, Gurgaon, Haryana, India. Zip code: 122003
Phone: 01294-411111, 01294-411111
Fax: 01294-411111, 01294-411111
Email: info@anilabharathi.com, info@anilabharathi.com
Address: Anilabharathi, Sector-33, Gurgaon, Haryana, India. Pin: 122003

What a CRP Test Can Screen For

- Infection: Bacterial, Viral, Fungal, Parasitic, Tuberculosis, etc.
- Chronic Inflammatory disease: Rheumatoid Arthritis, Systemic Lupus Erythematosus, etc.
- Heart disease: Coronary Artery Disease, Heart Failure, etc.

Dr. Arpit Chopra Jain, MD, FRCP, FRCR, FRCR (Rheumatology)
Anilabharathi, Sector-33, Gurgaon, Haryana, India. Pin: 122003
Phone: 01294-411111, 01294-411111
Fax: 01294-411111, 01294-411111
Email: info@anilabharathi.com, info@anilabharathi.com
Address: Anilabharathi, Sector-33, Gurgaon, Haryana, India. Pin: 122003

PROLAPSED INTERVERTEBRAL DISC (PIVD)



PROLAPSED INTERVERTEBRAL DISC DISEASE (PIVD)



RESPONDED PIVD DISEASE PATIENT FROM INDORE, MADHYA PRADESH

DR. ARPIT CHOPRA JAIN
(MD HOMOEOPATHY & CRITICAL & SURGICAL DISEASE SPECIALIST)

एक ऐसी स्थिति है जो तब होती है जब स्पाइनल डिस्क का पदार्थ उभर जाता है या फट जाता है और रीढ़ की नसों को दबा देता है

3:51

ADDRESS: 101, 102, 103, 104, KRISHNA TOWER, JANJEERWALA SQUARE, IN FRONT CUREWELL HOSPITAL ROAD, NEW PALASIA, INDORE, MADHYA PRADESH 452001

Title

स्लिड डिस्क में आराम – PIVD Patient Relief – Dr Arpit Chopra Jain Modern Homoeopathy Indore



DR ARPIT CHOPRA JAIN
(MD HOMOEOPATHY CRITICAL & SURGICAL DISEASE SPECIALIST)

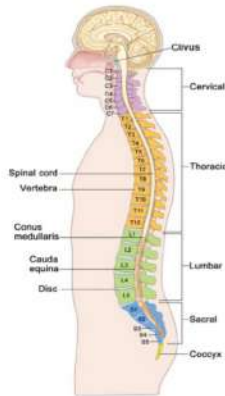


CURED PIVD DISEASE PATIENT FROM INDORE, MADHYA PRADESH



97130-37737, +91 80451-32033. Websites - www.homoeopathycure.in, www.aarogyahomoeopath





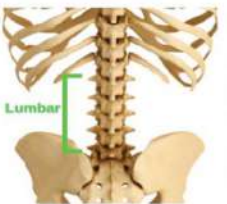
WHAT'S CAUSING YOUR BACK PAIN?



- Osteoporosis
- Spinal Stenosis
- Lordosis
- Herniated Discs
- Kyphosis
- Poor Posture



- Compression Fracture
- Osteoporosis
- Kyphosis
- Scoliosis
- Spinal Stenosis
- Poor Posture



- Bone Spurs
- Spinal Stenosis
- Sciatica
- Spondylolisthesis
- Lordosis
- Poor Posture



MADHU JAIN
 INDORE, M.P.

SPINAL STENOSIS

SNEHLATA JAIN
 MANDSAUR, M.P.

SLIP DISC

Lokesh Sharma
 Indore(M.P)

SLIP DISC

Necta Jethwa
 Indore, M.P.

CERVICAL SPONDYLOSIS

Shubham Bharat

SCIATICA

MADHU JAIN
 INDORE, M.P.

SPINAL STENOSIS

Patient - Pankaj Sharma

Sciatica Pain

Mohammad Sajid
 Indore, M.P.

Avascular Necrosis

BEFORE MODERN HOMOEOPATHY TREATMENT

AFTER MODERN HOMOEOPATHY TREATMENT

AFTER MODERN HOMOEOPATHY TREATMENT



Service Project Infrastructure: Making Medical Care Accessible to All

"Medical facilities should be accessible to the common man in every way." Dr. Arpit Chopra Jain

To make his groundbreaking medical invention available to the general public, Professor Dr. Arpit Chopra Jain has established the Aarogya Super Speciality - Modern Homoeopathy Clinic, equipped with state-of-the-art facilities, at Janjirwala intersection in the heart of Indore city. At this clinic, patients have access to comprehensive consultation, diagnosis, and treatment for various diseases, all under one roof.

In addition, a dedicated consultation room for online patients has been set up to offer virtual consultations. Medicines are delivered through courier services, ensuring that even the most serious conditions can be treated from the comfort of one's home. Dr. Arpit Chopra Jain's initiative ensures that high-quality healthcare is not just limited to in-person visits but is also accessible to those in distant locations.





Dr. Arpit Chopra Jain: A Commitment to Service and Responsibility

Dr. Arpit Chopra Jain, raised in a family of doctors, embodies the true essence of a dedicated medical professional. With a deep sense of responsibility toward human welfare, he has revolutionized healthcare through his groundbreaking invention of Super Speciality Modern Homoeopathy treatment. His work has provided a new direction in treating complex diseases, ensuring that even those who once felt hopeless have found relief.

campaign to combat sickle cell anemia, Dr. Arpit Chopra Jain is also working tirelessly in tribal areas. His efforts contribute significantly to the permanent and successful treatment of this genetic disorder, further reflecting his unwavering commitment to the welfare of humanity.



Dr. Arpit Chopra Jain also organizes medical camps aimed at diagnosing complex diseases, providing free consultations to those in need. His sense of duty was especially evident during the devastating COVID-19 pandemic, where he took extraordinary measures to help his community. Understanding the gravity of the situation, he distributed free Corona prevention medicines to approximately 2,25,000 people, including Corona Warriors, potentially saving many lives.





Dr. Arpit Chopra Jain exemplifies what it means to be a physician who balances medical practice with social responsibility, continuing to make a profound impact on both individual lives and society as a whole.



Recognizing the significance of his role, Dr. Arpit Chopra Jain extends his responsibilities beyond medical practice. He considers it his moral and national duty to contribute to various social service activities. Along with treating complicated medical conditions, Dr. Arpit Chopra Jain is committed to shaping the future of homoeopathy. He actively mentors and educates new students entering the field, helping them gain the knowledge necessary to advance in medical science.





Samman Awards: A Tribute to Responsibility and Service

"Respect received from society increases responsibility." Dr. Arpit Chopra Jain

Dr. Arpit Chopra Jain believes that when one contributes responsibly and at the right time, society offers its respect. However, with that respect comes an even greater sense of responsibility.

Dr. Arpit Chopra Jain, through his groundbreaking invention of the Arogya Super Speciality Modern Homoeopathy medical system and his numerous social contributions, has garnered widespread recognition. His dedication to improving the health and well-being of others has not gone unnoticed. He has been honored by many prominent ministers, intellectuals, and senior artists across various dignified platforms. These awards have been bestowed upon him by social, national, and international institutions, further acknowledging his remarkable contributions to the field of medicine and humanity.

This recognition only fuels Dr. Arpit Chopra Jain's determination to continue serving society with even greater dedication and responsibility.













A Legacy of Healing: 3000+ Patients Touched by Dr. Arpit Chopra Jain

From chronic conditions to life-threatening diseases, Dr. Arpit Chopra Jain's innovative approach in homoeopathy has brought hope to thousands. This wall honors each patients journey to health and the compassionate dedication of Dr. Jain, who believes that every illness has a cure. Together, they form a legacy of resilience and recovery.



From Despair to Recovery: Celebrating 3000+ Success Stories

Behind every photo is a story of resilience and recovery made possible through Dr. Arpit Chopra Jain's pioneering work in modern homoeopathy. This wall is a celebration of his innovative treatment approach at Aarogya Super Speciality, which has empowered thousands to reclaim their health and live fuller lives.



Thank
You!



Possible solutions to complex, incurable and impossible diseases. Harmless, quick, economical and permanent treatment system, Homoeopathy of the future, Thank you for giving your valuable time to Super Speciality Modern Homoeopathy treatment system.

May you always live a happy life by staying physically,
mentally and socially healthy and fulfill the WHO standards

This is my wish, This is my effort...

Aarogya Super Speciality Modern Homoeopathy

101-104, First Floor, Krishna Tower, Opposite Curewell Hospital
New Palasia, INDORE (M.P.)

ONLINE CONSULTATION ALSO AVAILABLE



@ 99075-27914, 79999-78894
@ 97130-92737, 97130-37737



aarogya101



instagram.com/aarogyahomeopathy



www.aarogyahomeopathyindore.com

www.aarogyahomeopathyindore.com

www.homoeopathycure.in

besthomoeopapathtdoctorind.com

email : arpitchopra23@gmail.com, aarogyamodernhomeopathy@gmail.com

You Tube Link  - drarpitchopramodernhomeopathic